

Public Document Pack



JOINT AUDIT AND STANDARDS COMMITTEE	
DATE:	MONDAY, 25 JANUARY 2021 9.30 AM
VENUE:	VIRTUAL TEAMS MEETING

Members		
<u>Conservative</u> Melanie Barrett James Caston Mary McLaren Dave Muller (Co-Chair)	<u>Independent</u> Alastair McCraw <u>Liberal Democrat</u> Bryn Hurren (Co-Chair) Mike Norris	<u>Green Party</u> Oliver Amorowson Robert Lindsey John Matthissen

A G E N D A

PART 1

MATTERS TO BE CONSIDERED WITH THE PRESS AND PUBLIC PRESENT

Page(s)

1 SUBSTITUTES AND APOLOGIES

Any Member attending as an approved substitute to report giving his/her name and the name of the Member being substituted.

2 DECLARATION OF INTERESTS

Members to declare any interests as appropriate in respect of items to be considered at this meeting.

3 JAC/20/9 TO CONFIRM THE MINUTES OF THE MEETING HELD ON 30 NOVEMBER 2020

5 - 12

4 TO RECEIVE NOTIFICATION OF PETITIONS IN ACCORDANCE WITH THE COUNCIL'S PETITION SCHEME

5 QUESTIONS BY THE PUBLIC

To consider questions from, and provide answers to, the public in relation to matters which are relevant to the business of the meeting and of which due notice has been given in accordance with the Committee and Sub-Committee Procedure Rules.

6 QUESTIONS BY COUNCILLORS

To consider questions from, and provide answer to, Councillors on any matter in relation to which the Committee has powers or duties and of which due notice has been given in accordance with the

7 **JAC/20/10 JOINT CAPITAL, INVESTMENT AND TREASURY
MANAGEMENT STRATEGIES 2021/22** 13 - 76

Report from Assistant Director – Corporate Resources

8 **JAC/20/11 FORWARD PLAN** 77 - 78

Report by the Corporate Manager – Democratic Services attached.

Note: The date of the next meeting is 29 March 2021 commencing at 9.30am

Introduction to Public Meetings

Babergh/Mid Suffolk District Councils are committed to Open Government. The proceedings of this meeting are open to the public, apart from any confidential or exempt items which may have to be considered in the absence of the press and public.

Protocol for Virtual Meetings

Live Streaming:

1. The meeting will be held on TEAMS and speakers will be able to join via invite only. Any person who wishes to speak at the meeting must contact Committee Services at: committees@baberghmidsuffolk.gov.uk at least 24 hours before the start of the meeting.
2. The meeting will be live streamed and will be available to view on the Council's YouTube page as detailed below:

https://www.youtube.com/channel/UCSWf_0D13zmegAf5Qv_aZSg

Recording of proceedings:

1. Proceedings will be conducted in video format.
2. A second Governance Officer will be present and will control the TEAMS call and Livestreaming.
3. Members should display the Corporate Background whilst in attendance at formal meetings; the working together logo should be used for joint meetings.
4. If you are experiencing slow refresh rates and intermittent audio you should turn off incoming video to improve your connection to the meeting (If this also does not work please turn off your own camera).

Roll Call:

1. A roll call of all Members present will be taken during the Apologies for Absence/Substitution to confirm all Members are present at the meeting.

Disclosable Pecuniary Interests:

1. A Councillor declaring a disclosable pecuniary interest will not be permitted to participate further in the meeting or vote on the item. Where practicable the Councillor will leave the virtual meeting, including by moving to a 'lobby' space and be invited to re-join the meeting by the Committee Officer at the appropriate time. Where it is not practicable for the Councillor to leave the virtual meeting, the Governance Officer will ensure that the Councillor's microphone is muted for the duration of the item.

Questions and Debate:

1. Once an item has been introduced, the Chair will ask if there are any questions. Members of the Committee will be asked to use the "Hands Up" function within teams. The Chair will then ask Members to speak.
2. Any Councillors present who are not part of the Committee will then be invited to ask questions by using the "Hands up function" within teams. The Chair will then ask Members to speak.
3. At the end of the questions the Chair will ask Members whether they have any further questions before entering into debate.
4. In the instance where a Member of the Committee would like to formally make a proposal, they should raise their hand using the Hands Up function. At this point the Chair would go directly to them and take the proposal. Once the proposal has been made the Chair would immediately ask if there was a seconder to the Motion. If there is it would become the substantive Motion and the Chair would again continue down the list of Councillors until there is no further debate.
5. Upon completion of any debate the Chair will move to the vote.

Voting:

1. Once a substantive motion is put before the committee and there is no further debate then a vote will be taken.
2. Due to circumstances the current voting by a show of hands would be impractical - as such the Governance Officer will conduct the vote by roll call. The total votes for and against and abstentions will be recorded in the minutes not the individual votes of each Councillor. Except where a recorded vote is requested in accordance with the Rules of Procedure.
3. The Governance officer will then read out the result for the Chair to confirm.
4. A Councillor will not be prevented from voting on an item if they have been disconnected from the virtual meeting due to technical issues for part of the deliberation. If a connection to a Councillor is lost during a regulatory meeting, the Chair will stop the meeting to enable the connection to be restored. If the connection cannot be restored within a reasonable time, the meeting will proceed, but the Councillor who was disconnected will not be able to vote on the matter under discussion as they would not have heard all the facts.

Confidential items:

1. The Public and Press may be Excluded from the meeting by resolution in

accordance with normal procedural rules. The Governance Officer will ensure that any members of the public and press are disconnected from the meeting.

Agenda Item 3

Minutes of the meeting of the **JOINT AUDIT AND STANDARDS COMMITTEE** held in the Virtual - Teams Meeting on Monday, 30 November 2020

PRESENT:

Councillors:	Oliver Amorowson	James Caston
	Bryn Hurren (Co-Chair)	Robert Lindsay
	John Matthissen	Alastair McCraw
	Mary McLaren	Dave Muller (Co-Chair)
	Mike Norris	

In attendance:

Guest(s):

Officers:

- Emily Yule – Monitoring Officer
- Katherine Steel – Assistant Director Corporate Resources
- John Snell – Corporate Manager for Internal Audit and Risk
- Jan Robinson – Corporate Manager for Democratic Services
- Sue Palmer – Senior Finance Business Partner Capital and Treasury

Apologies:

Councillor(s) Mick Fraser

1 DECLARATION OF INTERESTS

1.1 There were no declarations of interests.

2 JAC/20/1 TO CONFIRM THE MINUTES OF THE MEETING HELD ON 27 JULY 2020

It was Resolved:-

That with the following amendments the Minutes of the meeting held on 27 July 2020 be confirmed as a true record and signed at the next practicable opportunity:

The spelling of Councillor Lindsay and Councillor Matthissen's name be corrected

Paragraph 28.24 remove additional 'as'

Paragraph 29.5 remove additional 'that'

3 JAC/20/2 TO CONFIRM THE MINUTES OF THE MEETING HELD ON 11 AUGUST 2020

It was Resolved:-

That with the following amendments the Minutes of the meeting held on 11

August 2020 be confirmed as a true record and signed at the next practicable opportunity:

The spelling of Councillor Lindsay and Councillor Matthissen's name be corrected

Paragraph 40.11 be amended to read - Councillor Matthissen raised a query regarding the specific risks regarding the Joint Local Plan. The Monitoring Officer suggested taking Councillor Matthissen's comments to the Assistant Director for Sustainable communities for him to provide a reply.

4 TO RECEIVE NOTIFICATION OF PETITIONS IN ACCORDANCE WITH THE COUNCIL'S PETITION SCHEME

4.1 None received

5 QUESTIONS BY THE PUBLIC

5.1 None received.

6 QUESTIONS BY COUNCILLORS

6.1 None received.

7 JAC/20/7 ANNUAL AUDIT LETTER 2018/19

6.1 Suresh Patel from Ernst and Young introduced report JAC/20/7 which summarised works completed on the 2018/19 accounts which was reported and signed off at the end of July 2020.

6.2 Mr Patel stated that the final fees which had been subject to conclusion of the audit at the time had now been agreed with Katherine Steel, the Assistant Director Corporate Resources and PSAA.

6.3 Mr Patel also reported that the 2019/20 audit was progressing, and that a progress report would be brought to committee at the next meeting in January.

6.4 Councillor Hurren sought clarification on the agreed final fees particularly the housing benefit fees.

6.5 Mr Patel explained that Ernst and Young are engaged separately to certify the claim for housing benefit subsidy with the DWP and the fee is calculated using a base fee plus additional fees for any errors identified.

6.6 Councillor Lindsay asked if CIFCO was included in the Audit.

6.7 Mr Patel replied that CIFCO was conciliated as part of the group accounts in the 2018/19 Statement of Accounts.

- 6.8 Councillor Matthissen enquired if the housing benefit claim letter was brought to the Joint Audit Committee.
- 6.9 Mr Patel stated that this was a letter sent from Ernst and Young to the DWP reporting the results of their work and is agreed with the Councils before being sent but is not usually brought to committee.
- 6.10 Councillor Matthissen stated that as the extent of errors was generating the fee levels reported he thought this should be something the committee has visibility of.
- 6.11 Katherine Steel the Assistant Director Corporate Resources informed the committee that this detail would be circulated.
- 6.12 Councillor Muller passed on his thanks to the Ernst and Young team and all Council officers involved.

8 JAC/20/3 HALF YEAR REPORT ON TREASURY MANAGEMENT 2020/21

- 7.1 The Senior Financial Services Officer, Sue Palmer introduced the paper which detailed the position for the first six months of the 2020/21 financial year and explained in detail the factors affecting the strategy and activities, including the regulatory framework, economic conditions, interest and liquidity risk.
- 7.2 Councillor McLaren enquired who within the council made the decisions regarding investments.
- 7.3 The Senior Financial Services Officer replied that a delegation existed for officers to make short term investments and long-term investments tended to be a group decision agreed with the Assistant Director - Corporate Resources and the Corporate Manager for Finance.
- 7.4 Councillor McLaren also enquired if ethical investments were given consideration.
- 7.5 The Assistant Director - Corporate Resources replied that considerations were given to ethical investments and the Councils have subscribed to an additional service on this issue provided the Councils' treasury management advisors. However, no monies would be removed from current investments if that would result in a loss.
- 7.6 Councillor Caston asked if the Investec fund had changed its name to 91Plc and if that was the case could that name be added to 2.5.8 for clarity.
- 7.7 The Senior Financial Services Officer stated that this was noted and would be amended for future reports.
- 7.8 Councillor McCraw said that comparing the figures with the previous year and given the climate the performance of the funds looked to be better than

expected and enquired if the CIFCO was servicing its own debt regardless of capital value as the report seems to show.

- 7.9 The Assistant Director - Corporate Resources replied that the investments are continuing to provide reasonable income returns to both Councils and CIFCO is covering its own debt and is providing returns to both Councils.
- 7.10 Councillor Matthissen stated that at the Mid Suffolk Council Meeting last week the Cabinet Member for Finance, Councillor Whitehead said that the Arling close report regarding ethical investments would be brought to the next Joint Audit and Standards Committee meeting and asked that this be added to the agenda.
- 7.11 Councillor Lindsay enquired if Arling close was the only provider of the ethical investment advice or were there other advisors.
- 7.12 The Assistant Director Corporate Resources replied that treasury management advisors along with everyone else were upskilling regarding ethical investments.
- 7.13 Councillor Hurren asked for clarification on 'Call Accounts'
- 7.14 The Senior Financial Services Officer clarified that these were funds that were available to call upon immediately which is where the term comes from.
- 7.15 Councillor Hurren also enquired if there had been a surplus of grant monies for businesses from the government and what would happen to this surplus.
- 7.16 The Assistant Director Corporate Resources reported that most of the grant monies had been allocated and any surplus would be returned to the government when requested.
- 7.17 Councillor Caston asked for clarification of information in table 6.2 in paragraph 2.5.4 of Appendix C of the report.
- 7.18 The Senior Financial Services Officer clarified that although investment valuation had decreased from the original amount invested the table showed that both councils were averaging 4.6% rate of return for the year.
- 7.19 Councillor Matthissen enquired if the councils were lending to any other authorities.
- 7.20 The Senior Financial Services Officer confirmed that the councils were not lending to any other authorities.
- 7.21 Councillor McCraw stated that the treasury management team should be satisfied with their work in the last 6 months.
- 7.22 Councillor Muller expressed his thanks to the treasury management team.

- 7.23 The recommendations were proposed by Councillor McCraw and seconded by Councillor Matthissen. By Unanimous Vote.

It was Resolved:-

- (1) That the Treasury Management activity for the first six months of 2020/21 as set out in report JAC/20/3 and Appendices be noted.**
- (2) That it be noted that both Councils' Treasury Management activity for the first six months of 2020/21 was in accordance with the approved Treasury Management Strategy, and that the Council has complied with all the Treasury Management Indicators for this period.**

9 JAC/20/4 INTERNAL AUDIT PLAN 2020/21 AND PROGRESS REPORT

- 8.1 The Corporate Manager Internal Audit introduced report JAC/20/4 which detailed the audit plan for 2020/21 and how it has been developed and revised because of Covid 19 and the works undertaken to date.
- 8.2 Councillor Matthissen expressed his concern that external support was still being relied on and the effectiveness of this external support during Covid 19 and asked if the amount of external support was likely to be reduced.
- 8.3 The Corporate Manager Internal Audit stated that the contract for the external support should have started on 1st April 2020 however because of Covid this was delayed until July 2020 and was for 150 days of support which was being honoured. The external company also had skills which the current in-house audit team do not have and this additional knowledge was being fed back to the Councils which would be of benefit.
- 8.4 Councillor Matthissen raised his concerns that there were not enough in-house audit skills.
- 8.5 The Corporate Manager Internal Audit and the Monitoring Officer reassured the committee that the use of external partner for internal audit had been agreed as the most beneficial way of delivering the service using an evidence-based assessment and not solely because of an inability to recruit. The broad range of skills within the audit partners were being utilised alongside those of the inhouse team.
- 8.6 Councillor McLaren enquired about fraudulent claims against the governments Covid 19 grants.
- 8.7 The Corporate Manager Internal Audit reported that 2 possible fraudulent claims had been identified and more information on this would be included when the next managing the risk of fraud report was brought to committee.
- 8.8 Councillor McLaren also asked if we were on track to achieve better rigor in commissioning and procurement.

- 8.9 The Corporate Manager Internal Audit stated that the commissioning and procurement audit had been deferred until 2021. The East of England Local Government Association were commissioned earlier in the year to review the entire Commissioning and Procurement function. Due to Covid 19 the draft report was not issued until October. Internal Audit had planned to undertake a review based on their findings. As the report has not been finalised Internal Audit agreed with the Corporate Manager for Finance, Commissioning and Procurement to defer the audit in to 2021/22.
- 8.10 Councillor McCraw asked if an update could be given regarding audits which had limited assurance audit opinion last year but were no longer being given this assessment.
- 8.11 The Corporate Manager Internal Audit reported that the areas of concern regarding IT purchasing had been addressed, further advice and guidance had been given to staff regarding workplace security and because the majority of staff were working from home this was not of concern at the moment and the contract management audit had been deferred until next year.
- 8.12 Councillor Hurren sought assurances regarding cyber fraud.
- 8.13 The Corporate Manager Internal Audit stated that the cyber security audit was being undertaken by the external audit partner as they had IT experts within their team.

10 JAC/20/5 PROGRESS UPDATE ON THE COMMITTEE ON STANDARDS IN PUBLIC LIFE PRACTICE RECOMMENDATIONS

- 9.1 The Monitoring Officer introduced report JAC/20/5 which sought approval of the progress report on the Committee on Standards in Public Life's best practice recommendations.
- 9.2 The Monitoring Officer stated that the Committee on Standards in Public Life had written to all the Chief Executives of Local Authorities requesting a formal written update on progress with implementing the best practice recommendations.
- 9.3 The Monitoring Officer reported that both councils already had processes in place to support the recommendations or were able to meet them with a few minor amendments, however there were 3 recommendations detailed in the report which were proposed not to be adopted and as these were only best practice recommendations there was no obligations to adopt them.
- 9.4 Councillor McLaren enquired about training programmes for Parish Councils.
- 9.5 The Monitoring Officer stated that the new model code of conduct was due to be published and once this had been published it would be recommended that a county wide training package be delivered in collaboration with the Suffolk Association of Local Councils to complement the new model code of

conduct if adopted.

- 9.6 The recommendations were proposed by Councillor McLaren and Seconded by Councillor Caston. By Unanimous Vote.

It was Resolved:-

- (1) That the proposed progress update on the best practice recommendations of the Committee on Standards Life (appendix B) be approved and that the Monitoring Officer be authorised to submit the agreed update on behalf of Babergh District Council and Mid Suffolk District Council.**
- (2) That the draft Code of Conduct Complaints Procedure (appendix C) be endorsed and that the Monitoring Officer be authorised to implement the procedure from 01 January 2021, subject to an equality impact assessment being undertaken and ensuring that the procedure is consistent with the Councils' general complaints policy.**

11 JAC/20/6 CODE OF CONDUCT COMPLAINTS MONITORING REPORT

- 10.1 The Monitoring Officer introduced report JAC/20/6 and stated that it was a statistical report on the number of code of conduct complaints received and the outcomes.
- 10.2 Councillor Caston enquired if a District Councillor would be informed when a complaint has been received regarding them.
- 10.3 The Monitoring Officer replied that a judgement call would be taken on the merit of informing the councillor. However, councillors are usually informed and patterns of behaviour are also looked for.
- 10.4 Councillor Lindsay asked if the number of complaints received were centred around one or two parish councils or was it more widespread.
- 10.5 The Monitoring Officer confirmed that for this reporting period the number of complaints were mainly concerning two parish councils.
- 10.6 Councillor McCraw noted that it seemed that a higher number of complaints were being received due to Covid 19 and that a low number of the complaints had been upheld.

12 JAC/20/8 FORWARD PLAN

- 11.1 No comments were received on the Forward Plan.

The business of the meeting was concluded at Time Not Specified.

.....
Chair

Agenda Item 7

BABERGH DISTRICT COUNCIL and MID SUFFOLK DISTRICT COUNCIL

TO: Joint Audit and Standards Committee	REPORT NUMBER: JAC/20/10
FROM: Katherine Steel, Assistant Director, Corporate Resources	DATE OF MEETING: 25 January 2021
OFFICER: Melissa Evans, Corporate Manager Finance and Commissioning & Procurement Rebecca Hewitt, Assistant Manager – Financial Accountant Sue Palmer, Senior Finance Business Partner	

JOINT CAPITAL, INVESTMENT AND TREASURY MANAGEMENT STRATEGIES 2021/22

1. PURPOSE OF REPORT

- 1.1 This report presents the Joint Capital, Investment and Treasury Management Strategies for the financial year 2021/22.
- 1.2 These are in accordance with the Chartered Institute of Public Finance and Accountancy (CIPFA) Treasury Management Code, the CIPFA Prudential Code, which were both updated in 2017, and the 2018 Ministry of Housing, Communities and Local Government (MHCLG) Investment Guidance, which introduced the requirement to prepare a Capital Strategy and an Investment Strategy. The Treasury Management Strategy remained largely unchanged.
- 1.3 The Prudential Indicators and Minimum Revenue Provision (MRP) Statement are linked to the Budget report that will be presented at this Cabinet meeting and the Full Council meetings in February 2021.
- 1.4 The Codes of Practice recommend that these strategies are subject to scrutiny before being presented to Full Council, which falls within the remit of the Joint Audit and Standards Committee.

2. OPTIONS CONSIDERED

- 2.1 This report fulfils the Councils legal obligations to have regard to the Code and MHCLG Guidance.
- 2.2 Individual strategies were considered but Joint Strategies have been prepared.

3. RECOMMENDATIONS TO BOTH COUNCILS

That the following be approved:

- 3.1 The Joint Capital Strategy for 2021/22, including the Prudential Indicators, as set out in Appendix A.

3.2	The Joint Investment Strategy for 2021/22, as set out in Appendix B.
3.3	The Joint Treasury Management Strategy for 2021/22, including the Joint Annual Investment Strategy as set out in Appendix C.
3.4	The Joint Treasury Management Indicators as set out in Appendix D.
3.5	The Joint Treasury Management Policy Statement as set out in Appendix G.
3.6	The Joint Minimum Revenue Provision Statement as set out in Appendix H.
3.7	That the key factors and information relating to and affecting treasury management activities set out in Appendices E, F, and I be noted.
REASON FOR DECISION Local authorities are required to approve their Treasury Management Strategy (TMS), their Capital Strategy (including an overview of the TMS) and their Investment Strategy annually before the start of the financial year.	

4. KEY INFORMATION

Introduction

- 4.1 The Joint Capital Strategy and the Joint Investment Strategy were new for 2019/20, as required by changes in CIPFA and MHCLG guidance. The Joint Treasury Management Strategy remained largely unchanged. This report combines an overview of how capital expenditure, capital financing, treasury and other investment activity contribute to the provision of local public services along with an overview of how associated risk is managed and the implications for future financial sustainability.
- 4.2 The strategies set limits and indicators that embody the risk management approach that the Councils believe to be prudent. The strategies are set against the 2021/22 budget and the four-year outlook and the context of the UK economy and projected interest rates. The information included in Appendix A to H reflects the current plans for income, expenditure and investments of both Councils.
- 4.3 The Joint Investment Strategy, at Appendix B, covers the non-financial assets that councils hold for financial return such as property portfolios, shares in council owned companies and loans. These are defined as investments but are not managed as part of treasury management or under treasury management delegations.

Strategic Context

- 4.4 In recent years the government policy frameworks have been reducing core funding for local government as part of its deficit reduction strategy. In response to this both Councils' strategy over the medium term as set out in the 2021/22 budget reports is to become self-financing and to generate more funds than are required for core services, and to enable additional investment in the districts.
- 4.5 The three strategies within this report set out the Councils approach to capital spend, borrowing and investment in order to deliver this.

- 4.6 MHCLG and CIPFA are aware that most local authorities are taking a more commercial approach in order to bridge the gap they face as a result of diminishing funding from government. In response to this both bodies state that they do not seek to prescribe precisely how councils invest but they clearly have concerns that some councils are taking increasing commercial risks using borrowed money. As a result, this report provides a more extensive strategy so that more of the risks that the Codes and guidance highlight are apparent to Members.
- 4.7 The spread of the Covid19 pandemic continues to dominate as countries around the world try to manage the delicate balancing act of containing transmission of the virus while easing lockdown measures and getting their populations and economies working again. This has had an impact on the Councils' capital programmes and borrowing requirements as a result of projects falling behind schedule and supply difficulties. The Council's cash flow has been impacted by the timing of grants/support payments made to residents and local businesses and the receipt of support from Central Government. Interest rates on investment and borrowing and the value of investments have reduced as a result of the ongoing economic uncertainty resulting from worldwide lockdowns.
- 4.8 The impact of Covid19 is considered as part of the strategies within this report.

Statutory Background

- 4.9 This report is part of the Councils' legal obligation under the Local Government Act 2003 to have regard to both the CIPFA Code and the Ministry for Housing, Communities and Local Government (MHCLG) Guidance. The Councils must:
- ensure priority is given to security and portfolio liquidity, when investing treasury management funds,
 - ensure the security of the principal sums invested through robust due diligent procedures for all external investments,
 - have regard to CIPFA's Prudential Code when determining how much money they can afford to borrow,
 - ensure, within a clear framework, that the capital investment plans of local authorities are affordable, prudent and sustainable, and that treasury management decisions are taken in accordance with good professional practice,
 - monitor against the Prudential Code indicators each year, these are included in the Joint Capital Strategy in Appendix A, and
 - set, revise, and, if there are material changes to the strategies and prudential indicators, present to Full Council for approval.

Purpose of the Strategies

Joint Capital Strategy Appendix A

- 4.10 The Joint Capital Strategy (Appendix A), under the requirements of the Codes, gives a high-level overview of how capital expenditure, capital financing, and treasury management activities contribute to the provision of local public services along with

an overview of how associated risk is managed and the implications for future financial sustainability.

4.11 In terms of investment, the Councils invest their money for three broad purposes:

- because there is surplus cash as a result of its day-to-day activities, for example when income is received in advance of expenditure (known as treasury management investments),
- to support local public services by lending to or buying shares in other organisations (service investments), and
- to earn investment income (known as investment for yield where this is the main purpose).

4.12 The Joint Capital Strategy covers all three of the above points.

Joint Investment Strategy Appendix B

4.13 The Joint Investment Strategy (Appendix B) as required by the statutory guidance issued by the MHCLG, covers all three of the points in 4.11 above and shows the proportionality of investments, total investment exposure, and rate of return.

Joint Treasury Management Strategy Appendix C

4.14 The Joint Treasury Management Strategy (TMS) (Appendix C) covers the first point in 4.11 above and details of borrowing including authorised limits, economic and interest rate forecasts and treasury management indicators, which are also shown in Appendices D to G.

4.15 These three strategies together show the impact of the Councils' capital programme and Joint Investment Strategy in terms of risk, prudent levels of borrowing, associated interest costs and the net financial returns to the Councils to support core services in the medium term.

5. LINKS TO JOINT CORPORATE PLAN

5.1 Ensuring that the Council makes best use of its resources is what underpins the ability to achieve the priorities set out in the Joint Corporate Plan. Specific links show how these are met through financially sustainable Councils, managing the corporate assets effectively, and property investment to generate income.

6. FINANCIAL IMPLICATIONS

6.1 As outlined in this report and appendices.

7. LEGAL IMPLICATIONS

7.1 The legal status of the Treasury Management Code derives in England from regulations issued under the Local Government Act 2003 (the 2003 Act).

7.2 The Capital Finance and Accounting Regulations 2003 – SI 2003/3146, Regulation 24, explicitly require authorities to “have regard” to the Treasury Management Code.

- 7.3 Authorities are required by regulation to have regard to the Prudential Code when carrying out their duties under Part 1 of the 2003 Act.
- 7.4 The latest statutory guidance on local government investments was issued under section 15(1)(a) of the 2003 Act and effective for financial years commencing on or after 1 April 2018. Under that section local authorities are required to “have regard” to “such guidance as the Secretary of State may issue”.

8. RISK MANAGEMENT

- 8.1 This report is most closely linked with the Councils’ Significant Risk No.13 – We may be unable to react in a timely and effective way to financial demands and also Corporate Risk No. SE05 – if the Finance Strategy is not in place with a balanced position over the medium term the Councils will not be able to deliver the core objectives and service delivery may be at risk of not being delivered.
- 8.2 The report also links to the Councils’ Significant Risk No.10 around the Capital Investment Fund – we may be unable to meet the income projections for the Councils.
- 8.3 Other key risks are set out below:

Risk Description	Likelihood	Impact	Mitigation Measures
If the Councils lose the investments this will impact on their ability to deliver services.	Highly Unlikely (1)	Bad (3)	Strict lending criteria for high credit rated institutions.
If the Councils achieve a poor return on investments, there will be fewer resources available to deliver services.	Unlikely (2)	Noticeable (2)	Focus is on security and liquidity, and careful cash flow management in accordance with the Joint TM Strategy is undertaken throughout the year.
If the Councils have liquidity problems, then they will be unable to meet their short-term liabilities.	Unlikely (2)	Noticeable (2)	As above.
If the Councils incur higher than expected borrowing costs, there will be fewer resources available to deliver services.	Unlikely (2)	Noticeable (2)	Benchmark is to borrow from the Public Works Loan Board (PWLb), whose rates are very low and can be on a fixed or variable basis. However, access to PWLB is not available for authorities undertaking some types of commercial activity so ensure capital expenditure plans from 2021/22 are within the guidance for PWLB borrowing.

9. CONSULTATIONS

- 9.1 Regular meetings have taken place with the Councils' Treasury advisors, Arlingclose, who also provide important updates on treasury management issues as they arise.

10. EQUALITY ANALYSIS

- 10.1 There are no equality and diversity implications, as the contents and recommendations of this report do not impact on those with protected characteristics.

11. ENVIRONMENTAL IMPLICATIONS

- 11.1 All Council activities will need to be reviewed as part of the work of the Climate Change Task Group and the Councils' ambition to be carbon neutral by 2030.
- 11.2 The Councils' treasury advisors Arlingclose have provided a report on environment, social and governance (ESG) issues with regards to the investment of the Council's cash and this is discussed within the Councils' Joint Treasury Management Strategy.

12. APPENDICES

Title	Location
(a) Joint Capital Strategy 2021/22	Attached
(b) Joint Investment Strategy 2021/22	Attached
(c) Joint Treasury Management Strategy 2021/22	Attached
(d) Treasury Management Indicators	Attached
(e) Economic Outlook and Interest Rate Forecast	Attached
(f) Existing Borrowing and Investments	Attached
(g) Treasury Management Policy Statement	Attached
(h) Minimum Revenue Provision (MRP) Statement	Attached
(i) Credit Ratings Criteria	Attached
(j) Glossary of Terms	Attached

13. BACKGROUND DOCUMENTS

2017 CIPFA Treasury Management in the Public Services

2017 The Prudential Code for Capital Finance in Local Authorities

2018 Ministry of Housing, Communities and Local Government Investment Guidance

JOINT CAPITAL STRATEGY 2021/22

1. Introduction

- 1.1 This Joint Capital Strategy for 2021/22 gives a high-level overview of how capital expenditure, capital financing and treasury management activity contribute to the provision of local public services along with an overview of how associated risk is managed and the implications for future financial sustainability. It has been written in an accessible style to enhance members' understanding of these often-technical areas.
- 1.2 Decisions made this year on capital and treasury management will have financial consequences for the Councils for many years into the future. They are therefore subject to both a national regulatory framework and a local policy framework, summarised in this report.
- 1.3 The strategy demonstrates that the Councils take capital expenditure and investment decisions in line with service objectives and properly take account of stewardship, value for money, prudence, sustainability and affordability.

2. Capital Expenditure and Financing

- 2.1 Capital expenditure is where the Councils spend money on assets, such as property or vehicles, that will be used for more than one year. In local government this includes spending on assets owned by other bodies, and loans and grants to other bodies enabling them to buy or enhance assets.
- 2.2 The Councils have some limited discretion on what counts as capital expenditure; for example, individual assets costing below £10k are not capitalised and are charged to revenue in the year.

Governance: Capital Expenditure

- 2.3 Proposed capital projects are appraised by the Senior Leadership Team based on a comparison of service priorities against financing (even if the project is fully financed from external funds) before being included in the Councils capital programmes.
- 2.4 Full details of the Councils' capital programmes are included initially in the Budget report, that were presented to Cabinet in January 2021, then at this Cabinet meeting and onto the Full Council meetings in February 2021 following review by Overview and Scrutiny Committee.

Estimated Capital Expenditure

- 2.5 The actual capital spend for 2019/20, the forecast outturn for 2020/21, the budget for 2021/22 and forecast from 2022/23 to 2024/25, for the General Fund and the Housing Revenue Account (HRA) as per the 2021/22 budget report is summarised as follows:

Table 1: Prudential Indicator: Estimated Capital Expenditure

Babergh District Council	2019/20 Actual	2020/21 Forecast Outturn	2021/22 Budget*	2022/23 Forecast	2023/24 Forecast	2024/25 Forecast
	£m	£m	£m	£m	£m	£m
General Fund	4.29	3.23	15.79	3.74	1.33	1.52
Capital Investments	4.44	19.14	3.04	0.06	0.06	0.06
Total General Fund	8.73	22.37	18.83	3.80	1.39	1.58
Council Housing (HRA)	9.60	17.62	22.56	11.86	6.41	7.70
Total Capital Expenditure	18.33	39.98	41.39	15.66	7.80	9.28

Mid Suffolk District Council	2019/20 Actual	2020/21 Forecast Outturn	2021/22 Budget*	2022/23 Forecast	2023/24 Forecast	2024/25 Forecast
	£m	£m	£m	£m	£m	£m
General Fund	2.50	6.04	10.57	4.00	1.68	1.49
Capital Investments	9.05	21.32	17.99	0.00	0.00	0.00
Total General Fund	11.54	27.36	28.56	4.00	1.68	1.49
Council Housing (HRA)	4.46	16.58	34.63	19.88	5.46	6.41
Total Capital Expenditure	16.00	43.94	63.20	23.88	7.15	7.90

* including carry-forward from 2020/21

General Fund Capital Expenditure

- 2.6 The main General Fund projects included in the Capital Programme for Babergh over the period 2021/22 to 2024/25 are Replacement Refuse Freighters (£2.3m), Kingfisher Leisure Centre (£0.4m), Housing grants (£2.8m), Community Grants (£0.5m), Solar Car Ports (£0.6m), replacement vehicles (£0.7m) and ICT hardware/software (£1.0m).
- 2.7 The main General Fund projects included in the Capital Programme for Mid Suffolk over the period 2021/22 to 2024/25 are Replacement Refuse Freighters (£2.2m), Mid Suffolk Leisure Centre (£0.7m), Stradbroke Pool (£0.4m), Solar Car Ports (£0.4m), replacement vehicles (£0.4m), Housing grants (£2.5m), Community Grants (£0.8m) and ICT hardware/software (£1.0m).

The Housing Revenue Account (HRA) Capital Expenditure

- 2.8 The HRA is a ring-fenced account which ensures that council housing does not subsidise, or is itself subsidised, by other local services. HRA capital expenditure is therefore recorded separately and includes purchasing houses from the private sector to increase the housing stock as well as new build schemes and maintenance to existing homes over the forecast period.

Capital Investments Capital Expenditure

- 2.9 There are two types of Capital investment. They are made:
- to support local public services by lending to or buying shares in other organisations (service investments), and

- to earn investment income (known as investment for yield where this is the main purpose).

These will relate to non-financial assets that the Councils hold primarily or partially to generate income and will contribute towards service delivery objectives.

- 2.10 The capital investments included in the 2021/22 budget for Babergh are the former Council Offices in Hadleigh (£2.98m) and Borehamgate (£0.06m). The item included in the forecast outturn for 2020/21 is the investment in CIFCO (£18.6m).
- 2.11 The main capital investments for Mid Suffolk included in the 2021/22 budget are Gateway 14 (£17.0m) and the former Council Offices at Needham Market (£0.73m). Included in the forecast outturn for 2020/21 are the investment in CIFCO (£18.6m), former council offices at Needham Market (£1.6m) and Gateway 14 (£0.9m).
- 2.12 Further details on the Councils' capital investments can be found in section 3 and 4 of the Joint Investment Strategy in Appendix B.

Capital Financing

- 2.13 All capital expenditure must be financed, either from external sources (government grants and other contributions), the Councils' own resources (revenue, reserves and capital receipts) or debt (borrowing and leasing). The planned financing of the above expenditure is as follows:

Table 2: Capital financing

Babergh District Council – General Fund	2019/20 Actual	2020/21 Forecast Outturn	2021/22 Budget	2022/23 Forecast	2023/24 Forecast	2024/25 Forecast
	£m	£m	£m	£m	£m	£m
Capital Receipts	0.69	0.00	0.00	0.00	0.00	0.00
Revenue Contributions	0.00	0.00	0.13	0.00	0.00	0.00
Revenue Reserves	0.01	0.00	0.00	0.00	0.00	0.00
Grants	0.48	0.62	2.28	0.41	0.41	0.41
External Contributions	0.00	0.00	0.00	0.00	0.00	0.00
Borrowing	7.55	21.74	16.41	3.39	0.98	1.17
Total GF Capital Financing	8.73	22.37	18.83	3.80	1.39	1.58

Babergh District Council – HRA	2019/20 Actual	2020/21 Forecast Outturn	2021/22 Budget	2022/23 Forecast	2023/24 Forecast	2024/25 Forecast
	£m	£m	£m	£m	£m	£m
Capital Receipts	0.95	7.38	4.88	2.96	0.47	1.07
Revenue Contributions	1.37	2.11	2.90	0.00	0.21	0.00
Revenue Reserves	3.81	4.28	14.72	5.89	4.61	4.75
Grants	0.05	2.37	0.06	0.28	0.00	0.00
External Contributions	0.00	0.00	0.00	0.00	0.38	0.00
Borrowing	3.41	1.49	0.00	2.74	0.74	1.88
Total HRA Capital Financing	9.60	17.62	22.56	11.86	6.41	7.70
Total ALL Capital Financing	18.33	39.98	41.39	15.67	7.80	9.28

Mid Suffolk District Council – General Fund	2019/20 Actual £m	2020/21 Forecast Outturn £m	2021/22 Budget £m	2022/23 Forecast £m	2023/24 Forecast £m	2024/25 Forecast £m
Revenue Contributions	0.41	0.00	0.065	0.00	0.00	0.00
Revenue Reserves	0.14	4.47	5.147	0.00	0.00	0.00
Grants	0.56	0.38	1.565	0.38	0.38	0.38
External Contributions	0.00	0.00	0.000	0.00	0.00	0.00
Borrowing	10.43	22.52	21.788	3.63	1.31	1.12
Total GF Capital Financing	11.54	27.36	28.56	4.00	1.68	1.49

Mid Suffolk District Council - HRA	2019/20 Actual £m	2020/21 Forecast Outturn £m	2021/22 Budget £m	2022/23 Forecast £m	2023/24 Forecast £m	2024/25 Forecast £m
Capital Receipts	0.27	5.50	6.10	6.67	0.63	1.23
Revenue Contributions	0.13	1.22	1.45	0.00	0.00	0.00
Revenue Reserves	4.01	3.91	8.00	4.17	4.39	4.54
Grants	0.05	1.91	0.72	1.03	0.00	0.00
External Contributions	0.00	0.00	0.28	0.00	0.00	0.00
Borrowing	0.00	4.04	18.08	8.01	0.45	0.63
Total HRA Capital Financing	4.46	16.58	34.63	19.88	5.46	6.41
Total ALL Capital Financing	16.00	43.94	63.20	23.88	7.15	7.90

Capital Receipts

- 2.14 When a capital asset is no longer needed, it may be sold so that the proceeds, known as capital receipts, can be spent on new assets or to repay debt. Repayments of capital grants, loans and investments also generate capital receipts.
- 2.15 Capital Receipts are either used to finance capital expenditure in the year the asset is sold, put into a capital reserve and used for later capital expenditure or used to repay debt. Capital receipts are expected to be used as follows:

Table 3: Capital receipts used

Babergh District Council	2019/20 Actual £m	2020/21 Forecast Outturn £m	2021/22 Budget £m	2022/23 Forecast £m	2023/24 Forecast £m	2024/25 Forecast £m
General Fund	0.69	0.00	0.00	0.00	0.00	0.00
General Fund Capital Loan Repayments	0.12	0.16	0.22	0.23	0.25	0.26
Council Housing (HRA) 1-4-1 Receipts	0.95	1.72	2.98	1.44	0.00	0.60
Council Housing (HRA) Other	0.00	5.65	1.90	1.52	0.47	0.47
Total Capital Receipts	1.76	7.54	5.11	3.19	0.72	1.33

Mid Suffolk District Council	2019/20 Actual £m	2020/21 Forecast Outturn £m	2021/22 Budget £m	2022/23 Forecast £m	2023/24 Forecast £m	2024/25 Forecast £m
General Fund	0.00	0.00	0.00	0.00	0.00	0.00
General Fund Capital Loan Repayments	0.12	0.16	0.22	0.23	0.25	0.26
Council Housing (HRA) 1-4-1 Receipts	0.27	2.89	2.82	1.36	0.03	0.63
Council Housing (HRA) Other	0.00	2.61	3.28	5.31	0.60	0.60
Total Capital Receipts	0.39	5.67	6.32	6.91	0.87	1.49

Repayment of Debt

- 2.16 Debt is only a temporary source of finance, since loans and leases must be repaid. Capital receipts may be used to replace debt finance, but usually debt is repaid from revenue, which is known as minimum revenue provision (MRP).
- 2.17 The Councils planned MRP and repayment of borrowing charged to revenue are as follows:

Table 4: Repayment of debt from revenue

Babergh District Council	2019/20 Actual £m	2020/21 Forecast Outturn £m	2021/22 Budget £m	2022/23 Forecast £m	2023/24 Forecast £m	2024/25 Forecast £m
Repayment of Borrowing from HRA Revenue	0.50	0.40	0.15	0.00	0.00	0.00
Minimum Revenue Provision	1.01	1.08	1.27	1.81	1.88	1.95
Total Repayment of Debt	1.51	1.48	1.42	1.81	1.88	1.95

Mid Suffolk District Council	2019/20 Actual £m	2020/21 Forecast Outturn £m	2021/22 Budget £m	2022/23 Forecast £m	2023/24 Forecast £m	2024/25 Forecast £m
Minimum Revenue Provision	1.02	1.18	1.37	1.65	1.72	1.76
Total Repayment of Debt	1.02	1.18	1.37	1.65	1.72	1.76

- 2.18 The Councils' full minimum revenue provision statement is shown in Appendix H.

Capital Financing Requirement

- 2.19 The underlying need to borrow for capital purposes is measured by the capital financing requirement (CFR). The CFR, together with usable reserves, is one of the core drivers of both Councils' treasury management activities.
- 2.20 The CFR represents the cumulative outstanding amount of debt finance. It increases with new debt-financed (borrowing/leases) capital expenditure and reduces with MRP and capital receipts used to repay debt.

- 2.21 Babergh's CFR is expected to increase by £21.62m and Mid Suffolk's by £31.47 m during 2020/21. Based on the above figures for expenditure (Table 1), financing (Table 2), and debt repayment (Table 4), the Councils estimate that their CFR will be as follows:

Table 5: Prudential Indicator: Estimates of Capital Financing Requirement

Babergh District Council	2019/20 Actual	2020/21 Forecast Outturn	2021/22 Budget	2022/23 Forecast	2023/24 Forecast	2024/25 Forecast
	£m	£m	£m	£m	£m	£m
General Fund	17.16	18.69	33.77	35.29	34.32	33.48
Capital Investments	34.46	53.46	50.52	49.37	49.19	49.00
Total General Fund	51.62	72.14	84.29	84.66	83.51	82.48
Council Housing (HRA)	89.59	90.68	90.53	93.26	94.00	95.88
Total CFR	141.20	162.82	174.81	177.92	177.51	178.37

Mid Suffolk District Council	2019/20 Actual	2020/21 Forecast Outturn	2021/22 Budget	2022/23 Forecast	2023/24 Forecast	2024/25 Forecast
	£m	£m	£m	£m	£m	£m
General Fund	23.74	24.47	26.89	25.03	24.62	23.98
Capital Investments	51.95	72.30	83.27	76.89	86.98	76.55
Total General Fund	75.69	96.77	110.16	101.92	111.60	100.53
Council Housing (HRA)	87.36	91.51	109.60	117.61	118.05	118.68
Total CFR	163.05	188.28	219.75	219.52	229.65	219.22

3. The Prudential Code

- 3.1 The framework established by the Prudential Code should support local strategic planning, local asset management planning and proper option appraisal.
- 3.2 The objectives of the Prudential Code are to ensure, within a clear framework, that the capital investment plans of local authorities are affordable, prudent and sustainable, and that treasury management decisions are taken in accordance with good professional practice and in full understanding of the risks involved and how these risks will be managed to levels that are acceptable to the Councils.
- 3.3 The Prudential Code requires both Councils to look at capital expenditure and investment plans in the light of overall organisational strategy and resources and ensure that decisions are being made with sufficient regard to the long run financing implications and potential risks to the Councils. Effective financial planning, option appraisal, risk management and governance processes are essential in achieving a prudential approach to capital expenditure, investment and debt.
- 3.4 The Prudential Indicators included in the Joint Capital Strategy, (Appendix A Tables 1, 5, 6, 8 and 9) illustrate the affordability and impact of capital expenditure decisions and set out both Councils overall capital and treasury framework.

- 3.5 Effective management and decisions on funding ensure both Councils comply with the provisions of Section 32 of the Local Government Finance Act 1992 to set a balanced budget. Using borrowing powers to undertake investment in line with the Joint Corporate Plan priority outcomes and generate a rate of return to produce additional income in order to address the funding pressures that both Councils face over the next 4 years.

4. Treasury Management

- 4.1 Treasury management is concerned with keeping sufficient but not excessive cash available to meet the Councils' spending needs, while managing the risks involved. Surplus cash is invested until required, while a shortage of cash will be met by borrowing, to avoid excessive credit balances or overdrafts in the bank current account. The Councils are typically cash rich in the short-term as revenue income is received before it is spent, but cash poor in the long-term as capital expenditure is incurred before being financed. The revenue cash surpluses are offset against capital cash shortfalls to reduce overall borrowing. Appendix F shows the current position.

- 4.2 As at 30 November 2020:

- Babergh has £107.01m total borrowing at an average interest rate of 2.90% and £15.61m of treasury investments at an average rate of 3.10%.
- Mid Suffolk has £123.26m total borrowing at an average interest rate of 2.72% and £15.04m treasury investments at an average interest rate of 3.21%.

Borrowing strategy:

- 4.3 The Councils' main objective when borrowing is to achieve a low but certain cost of finance whilst retaining flexibility if plans should change in the future. This objective is often conflicting, and the Councils therefore seek to strike a balance between cheap short-term loans (currently available at around 0.25%) and long-term fixed rate loans where the future cost is known but higher (currently around 1.0% to 2.0%).
- 4.4 The forecast movement in the CFR in coming years is one of the Prudential Indicators. The movement in actual external debt and usable reserves combine to identify the Councils' borrowing requirement and potential treasury management investment strategy in the current and future years.
- 4.5 The Councils' projected levels of total outstanding debt (borrowing and leases) are shown below, and compared with the capital financing requirement (in paragraph 2.19, Table 5 above).

Table 6: Prudential Indicator: Gross Debt and Capital Financing Requirement

Babergh District Council	31.3.2020 Actual £m	31.3.2021 Forecast Outturn £m	31.3.2022 Budget £m	31.3.2023 Forecast £m	31.3.2024 Forecast £m	31.3.2025 Forecast £m
Capital Financing Requirement	141.20	162.82	174.81	177.92	177.51	178.37
Outstanding Borrowing (Debt)	(112.52)	(139.95)	(138.73)	(143.28)	(144.77)	(147.59)
Headroom	28.68	22.87	36.08	34.64	32.74	30.77

Mid Suffolk District Council	31.3.2020 Actual £m	31.3.2021 Forecast Outturn £m	31.3.2022 Budget £m	31.3.2023 Forecast £m	31.3.2024 Forecast £m	31.3.2025 Forecast £m
Capital Financing Requirement	163.05	188.28	219.75	219.52	229.65	219.22
Outstanding Borrowing (Debt)	(135.34)	(155.85)	(184.97)	(184.35)	(186.07)	(175.68)
Headroom	27.71	32.44	34.79	35.17	43.58	43.53

- 4.6 Statutory guidance says that debt should remain below the CFR, except in the short-term. As can be seen from Table 6 above, both Councils expect to comply with this in the medium-term.

Liability benchmark:

- 4.7 The Councils can internally borrow when they have generated a cash surplus on their revenue activities, for example from council tax, business rates, etc received in advance of use. This is known as a working capital surplus and can be used, in the short term, to finance capital expenditure meaning that there is not an immediate requirement to borrow from third parties.
- 4.8 Cash held within the Councils' reserves also reduces the requirement to borrow from third parties, until the reserves are used for their intended purpose.
- 4.9 To compare the Councils' actual borrowing against the lowest risk level of borrowing, a liability benchmark has been calculated. This gives an indication of the minimum amount of external borrowing required to meet the borrowing need (CFR) assuming that the Councils' internally borrow up to the level of their estimated reserves balance and projected working capital surplus, whilst maintaining cash and investment balances at a minimum of Treasury Investments for each Council over the medium-term (the lowest level being £13.02m).
- 4.10 This benchmark is currently £141.60m for Babergh and £164.87m for Mid Suffolk for 2020/21 and is forecast to increase to £168.74m and £197.11m respectively over the next four years.

Table 7: Borrowing and the Liability Benchmark

Babergh District Council	2019/20 Actual £m	2020/21 Forecast Outturn £m	2021/22 Budget £m	2022/23 Forecast £m	2023/24 Forecast £m	2024/25 Forecast £m
Liability Benchmark	115.32	141.60	164.73	169.86	168.42	168.74
Outstanding Borrowing (Debt)	(112.52)	(139.95)	(138.73)	(143.28)	(144.77)	(147.59)
	2.80	1.66	26.00	26.58	23.65	21.15

Mid Suffolk District Council	2019/20 Actual £m	2020/21 Forecast Outturn £m	2021/22 Budget £m	2022/23 Forecast £m	2023/24 Forecast £m	2024/25 Forecast £m
Liability Benchmark	139.32	164.87	198.84	199.06	208.11	197.11
Outstanding Borrowing (Debt)	(135.34)	(155.85)	(184.97)	(184.35)	(186.07)	(175.68)
	3.98	9.02	13.88	14.70	22.04	21.43

The detailed calculation of the Liability Benchmark is shown in Appendix C Table 2.

Authorised limit for external debt:

- 4.11 The Councils are legally obliged to set an authorised limit for external debt each year and to keep it under review. In line with guidance, a lower “operational boundary” is also set and acts as a warning that action may be required to ensure that debt does not breach the authorised limit.
- 4.12 The operational boundary is set equal to the Councils’ CFR, which represents the total borrowing need resulting from capital expenditure. The Councils have set an authorised limit of £15m above the operational boundary for each year to allow for working capital fluctuations or borrowing in advance of planned capital expenditure.

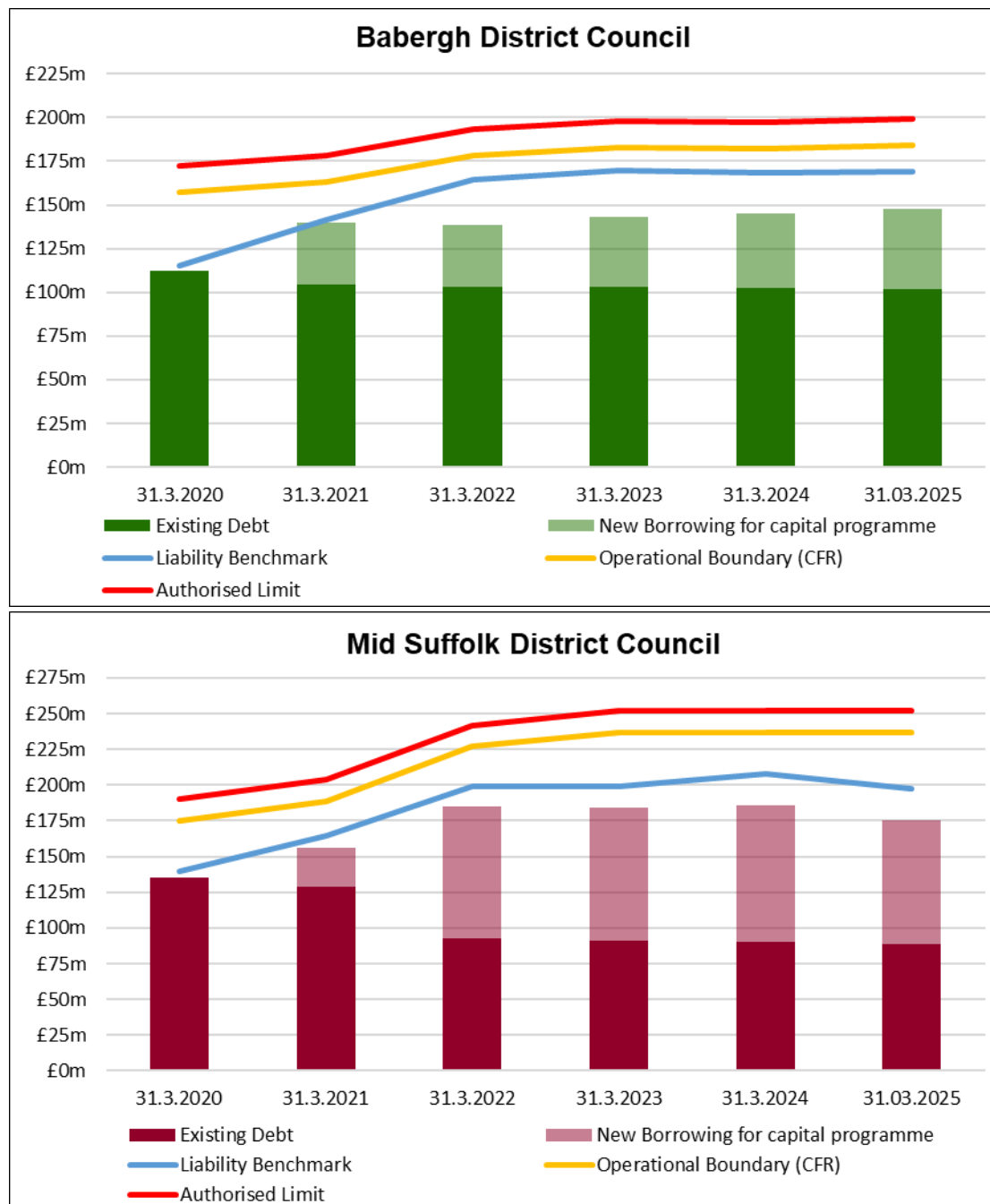
Table 8: Prudential Indicators: Authorised limit and operational boundary for external debt

Babergh District Council	2020/21 Limit £m	2021/22 Limit £m	2022/23 Limit £m	2023/24 Limit £m	2024/25 Limit £m
Operational Boundary	163.00	178.00	183.00	182.00	184.00
Authorised Limit	178.00	193.00	198.00	197.00	199.00
	%	%	%	%	%
Ratio of Debt to Authorised Limit	63.22	72.51	70.07	72.73	72.75

Mid Suffolk District Council	2020/21 Limit £m	2021/22 Limit £m	2022/23 Limit £m	2023/24 Limit £m	2024/25 Limit £m
Operational Boundary	189.00	227.00	237.00	237.00	237.00
Authorised Limit	204.00	242.00	252.00	252.00	252.00
	%	%	%	%	%
Ratio of Debt to Authorised Limit	66.34	64.40	73.40	73.16	73.84

- 4.13 The charts that follow illustrate how outstanding debt is expected to remain below the liability benchmark, operational boundary and authorised limit for both Councils.

Chart 1: Borrowing compared to CFR, liability benchmark, operational boundary and authorised limit



- 4.14 Further details on borrowing are shown in Appendix C section 4 of the Joint Treasury Management Strategy.

Joint Treasury Investment Strategy:

- 4.15 Treasury investments arise from receiving cash before it is paid out again. The Councils hold several long-term investments as a result of this. These and all other treasury management activities are set out in the Joint Treasury Management Strategy in Appendix C. The Councils planned spend on the capital programme has an impact on the amount of surplus cash available for treasury investments and, as explained in paragraph 4.4 above, this results in the Councils need to borrow.

- 4.16 Investments made for service reasons or for pure financial gain are not generally considered to be part of treasury management. These are explained further in the Joint Investment Strategy in Appendix B.

4.17 Risk management:

The effective management and control of risk are prime objectives of the Councils' treasury management activities. The treasury management strategy therefore sets out various indicators and limits to constrain the risk of unexpected losses and details the extent to which financial derivatives may be used to manage treasury risks.

4.18 Governance:

Decisions on treasury management investment and borrowing are made daily and are therefore delegated to the Assistant Director, Corporate Resources (the S151 Officer) and staff, who must act in line with the treasury management strategy approved by full Council. Half yearly reports on treasury management activity are presented to the Joint Audit and Standards Committee (JASC) who is responsible for scrutinising treasury management decisions.

5. Investments for Service Purposes

- 5.1 Service investments are where the Councils can support the provision of local public services by lending to or buying shares in other organisations.
- 5.2 The Councils do not have, nor currently have any plans to make, any investments in organisations to assist in the provision of local public services over the medium-term.

6. Liabilities:

- 6.1 In addition to debt of £139.95m for Babergh and £155.85m for Mid Suffolk, as detailed in Table 6 above for 2020/21, the Councils are committed to making future payments to cover their pension fund deficits. At 31 March 2020 Babergh's deficit was valued at £19.293m and Mid Suffolk's was £28.964m, with contributions of £0.54m for Babergh and £0.88m for Mid Suffolk due in 2020/21.

Governance:

- 6.2 Reports are taken to Cabinet as part of the budget monitoring process.

7. Revenue Budget Implications

- 7.1 Although capital expenditure is not charged directly to the revenue budget, interest payable on loans and MRP are charged to revenue, offset by any investment income receivable. The net annual charge is known as financing costs; this is compared to the net revenue stream i.e. the amount funded from Council Tax, Business Rates and general government grants for the General Fund and housing rents for the HRA.
- 7.2 For Babergh the maximum return (net income) is 7.82% in 2021/22 and for Mid Suffolk it is 12.00% in 2021/22 for the General Fund, as shown in Table 9 below. For the HRA the levels (net costs) are higher due to the link to the debt associated with the Councils' housing stock.

8. **Table 9: Prudential Indicator: Proportion of financing costs to net revenue stream**

Babergh District Council	2020/21 Forecast Outturn	2021/22 Budget	2022/23 Forecast	2023/24 Forecast	2024/25 Forecast
General Fund					
Net Financing costs / (Income) £m	(0.67)	(1.08)	(0.28)	(0.10)	0.06
Proportion of net revenue stream %	-4.84%	-7.82%	-2.14%	-0.80%	0.45%
Council Housing (HRA)					
Net Financing costs £m	3.15	3.15	2.92	2.86	2.85
Proportion of net revenue stream %	18.80%	18.24%	15.92%	15.12%	14.34%

Mid Suffolk District Council	2020/21 Forecast Outturn	2021/22 Budget	2022/23 Forecast	2023/24 Forecast	2024/25 Forecast
General Fund					
Net Financing costs / (Income) £m	(1.23)	(2.16)	(1.92)	(1.43)	(1.89)
Proportion of net revenue stream %	-7.03%	-12.00%	-11.30%	-8.74%	-11.06%
Council Housing (HRA)					
Net Financing costs £m	2.96	2.96	3.53	3.70	3.63
Proportion of net revenue stream %	19.31%	19.16%	21.37%	20.86%	19.32%

8.1 In addition to capital receipts, grants and borrowing the housing capital programme is partly financed by income received from housing rents. Table 10 shows these contributions and associated costs as an equivalent average weekly rent.

8.2 **Table 10: Impact of Capital Decisions on HRA Rents**

Babergh District Council	2020/21 Forecast Outturn £	2021/22 Budget £	2022/23 Forecast £	2023/24 Forecast £	2024/25 Forecast £
Increase in average weekly rents	12.06	16.23	0.37	1.57	0.53

Mid Suffolk District Council	2020/21 Forecast Outturn £	2021/22 Budget £	2022/23 Forecast £	2023/24 Forecast £	2024/25 Forecast £
Increase in average weekly rents	7.59	9.79	1.82	1.81	1.85

8.3 The setting of rent levels has been determined separately through the 30-year business model and any surplus or deficit on the HRA is transferred to or from Reserves.

8.4 Further details of the revenue implications of capital expenditure are included in the Budget Report that will be presented at this Cabinet meeting and then onto the Full Council meetings in February 2021.

9. Sustainability

- 9.1 Due to the very long-term nature of capital expenditure and financing, the revenue budget implications of expenditure incurred in the next few years will extend for up to 50 years into the future. The Assistant Director – Corporate Resources is satisfied that the proposed capital programme is prudent, affordable and sustainable over the medium term. This is due to the fact that debt remains below the CFR, (see Table 6), below the liability benchmark (see Table 7) , and below the operational boundary and authorised limits (see Table 8), as well as an acceptable low level of financing costs proportionate to the net revenue stream (see Table 9).

10. Knowledge and Skills

- 10.1 The Councils employ professionally qualified and experienced staff in senior positions with responsibility for making capital expenditure, borrowing and investment decisions. For example, the Assistant Director - Corporate Resources is a CIPFA qualified accountant with 30 years' experience and the Corporate Manager – Finance, Commissioning and Procurement an ACCA qualified accountant with 20 years' experience. The Council employs an Assistant Director – Assets and Investments, who is a qualified chartered surveyor (MRICS) of 22 years' experience in both the private and public sector. The Council pays for staff to study towards relevant professional qualifications in finance such as the ICAEW, CIPFA and AAT.
- 10.2 Where Council staff do not have the knowledge and skills required, use is made of external advisers and consultants that are specialists in their field. The Council currently employs Arlingclose Limited as treasury management advisers.
- 10.3 Other advisers include Jones Lang Lasalle (JLL) as property consultants, Carter Jonas for development appraisal and Browne Jacobson for legal support. For the development of the council offices Purcell Architects, Lawson Planning Partnership, Hoggarth Cooke and Morley Riches and Ablewhite were appointed. This approach is more cost effective than employing such staff directly and ensures that the Councils have access to knowledge and skills commensurate with its risk appetite.
- 10.4 Both Councils are working with Norse Group Holdings Ltd to complete the developments at the sites of the former council offices, in Hadleigh and Needham Market, through the Councils' trading companies, Babergh Growth Ltd and Mid Suffolk Growth Ltd. Mid Suffolk is working with JAYNIC Properties Ltd on the development of the Gateway 14 site.
- 10.5 The Councils have a Learning and Development programme for staff which includes access to internal and externally provided training including attaining full professional qualifications.

JOINT INVESTMENT STRATEGY 2021/22

1. Introduction

- 1.1 The Councils invest their money for four broad purposes:
- because they have surplus cash as a result of their day-to-day activities, for example when income is received in advance of expenditure (known as treasury management investments),
 - to support local public services by lending to or buying shares in other organisations (known as service investments), and
 - to earn investment income (known as investment for yield where income is the main purpose).
 - To support economic development, regeneration or provision of housing
- 1.2 Neither Council has invested in third party or related organisations which provide public services (known as service investments).
- 1.3 This Joint Investment Strategy is for 2021/22, meets the requirements of statutory guidance issued by the government in January 2018, and focuses on the investments which are or will be disclosed in the Councils' annual accounts. The MHCLG defines property to be an investment (commercial) if it is held primarily or partially to generate a profit.
- 1.4 For each type of investment, the Councils are required to show the contribution the investments make to the Councils' objectives.

2. Treasury Management Investments

- 2.1 The Councils typically receive their income in cash (e.g. from taxes and grants) before they pay for their expenditure in cash (e.g. through payroll and invoices). The Councils also hold reserves for future expenditure and collect local taxes on behalf of other local authorities and central government. These activities, plus the timing of borrowing decisions, lead to a cash surplus which is invested in accordance with guidance from the Chartered Institute of Public Finance and Accountancy (CIPFA).
- 2.2 For details of the Councils' treasury management investments, see section 5 of the Joint Treasury Management Strategy in Appendix C.

Contribution:

- 2.3 The contribution that these investments make to the objectives of both Councils is to support effective treasury management activities.

3. Investments in Property

- 3.1 Investments in property can take the form of using and developing council owned assets. The definition does not include the redevelopment for council housing through the HRA.

Contribution:

- 3.2 The Councils invest in commercial and residential property within their Districts, for the purpose of regeneration and economic development, whilst also generating income that will be spent on local public services.
- 3.3 The current and future property investments for council owned assets are described below.

Babergh

- **Borehamgate, Sudbury**

Babergh purchased Borehamgate shopping precinct on 1 August 2016 for £3.5m as part of a plan to regenerate the Hamilton Road quarter of Sudbury. This prospective development is still at an early stage and amounts for minor improvements have been included in the capital programme.

- **Belle Vue, Sudbury**

- The former swimming pool site in Belle Vue, Sudbury is a surplus asset. In 2018, Babergh approved a £6.5m investment to develop a restaurant and hotel on the former swimming pool site in Belle Vue, Sudbury (and then lease the property to a national hotel operator). Although partially a commercial opportunity, the regeneration of the Belle Vue site is considered essential to support the wider leisure, tourism and retail ambitions of Sudbury.
- These plans were subsequently cancelled as a result of the Covid19 pandemic and the site is currently being marketed for sale in order to understand its potential and the options available for the site.

- **Former Council Offices in Hadleigh**

- In September 2016 both Councils decided to relocate from their existing Council offices in Hadleigh and Needham Market to Endeavour House in Ipswich and subsequently relocated in November 2017. In December 2018, the Councils approved investments in market led housing schemes for the former office sites to realise value from these now surplus assets.
- Babergh approved the conversion of the former Corks Lane Council office in Hadleigh into 31 new homes and also the construction of an additional 26 new homes on the site, all for market sale.
- The Council created a new company, Babergh Growth Ltd, on 19 March 2019, which entered into a joint venture with Norse Group Holdings Ltd, to complete the development and they will provide 50% of the finance.
- A peak cash flow funding requirement of £0.97m is included in the capital programme, based on the assumption that Babergh will provide 50% of the development finance. The scheme is scheduled to commence in 2021/22.

Mid Suffolk

- **Former retail site, Stowmarket**

- Mid Suffolk bought the site in Gipping Way, Stowmarket for £1.4m on 7 January 2019 for economic development purposes. A licence to operate the car park was entered into before completion enabling the development and use of this site for public pay and display car parking from December 2018.
- Work has been undertaken to divide the site into two units with a lease being arranged with a tenant for one of the units.

- **Former Council Offices in Needham Market**

- As stated above, both Councils decided to relocate their offices to Endeavour House in Ipswich and subsequently relocated in November 2017, with the site in Needham Market being earmarked for development predominantly for housing purposes.
- Mid Suffolk obtained planning permission for 93 new homes on the former Council office and car park sites, in Needham Market, including 83 for market sale, 7 for affordable rent and 3 for shared ownership and a convenience store.
- The Council created a new company, Mid Suffolk Growth Ltd on 19 March 2019, which entered into a joint venture with Norse Group Holdings Ltd, to complete the development and they will provide 50% of the finance.
- A peak cash flow funding requirement of £2.81m (which is the Council's 50% share of the whole cost) is included in the capital programme. Work on site commenced in 2020/21 and the Council's 50% contribution is included in the capital expenditure as shown in Table 1 below:

Table 1: Property held for investment purposes: Cumulative expenditure

Babergh District Council	2019/20 Cumulative Actual £m	2020/21 Forecast Outturn £m	2021/22 Budget £m	2022/23 Forecast £m	2023/24 Forecast £m	2024/25 Forecast £m
Borehamgate, Sudbury	3.56	3.65	3.71	3.78	3.84	3.91
Former Council Offices, Hadleigh	0.59	0.78	3.76	3.76	3.76	3.76
Total	4.15	4.43	7.48	7.54	7.61	7.67

Mid Suffolk District Council	2019/20 Cumulative Actual £m	2020/21 Forecast Outturn £m	2021/22 Budget £m	2022/23 Forecast £m	2023/24 Forecast £m	2024/25 Forecast £m
Former Council Offices, Needham Market	0.53	2.08	3.08	3.08	3.08	3.08
Former Retail Premises, Stowmarket	1.83	1.89	1.89	1.89	1.89	1.89
11 Market Place, Stowmarket	0.36	0.36	0.36	0.36	0.36	0.36
Total	2.71	4.33	5.32	5.32	5.32	5.32

Security:

- 3.4 In accordance with government guidance, the Councils consider a property investment to be secure if its accounting valuation is at the same level or higher than its purchase cost including taxes and transaction costs at the time of anticipated disposal.
- 3.5 A fair value assessment of the Councils' directly owned investment property portfolio has been made within the past twelve months, and the underlying assets provide security for capital investment. If during the preparation of the 2020/21 year end accounts and audit process the value of these properties are materially below their purchase cost, then an updated investment strategy will be presented to Full Council detailing the impact of the loss on the security of investments and any revenue consequences arising therefrom.

Risk assessment:

- 3.6 As mentioned in section 8 of the main report this strategy has links to the Councils' Significant Risk Register, specifically risk No's 10 and 13 and Corporate Risk No. SE05.
- 3.7 The Councils assess the risk of loss before investing in and whilst holding every property investment.
- 3.8 The Councils also commission third parties to provide expert advice. These advisors are appointed on the basis of reputation, experience and price and their advice is scrutinised by the company board members and officers responsible for investment decisions.
- 3.9 Babergh purchased Borehamgate shopping precinct for £3.56m in 2016 as an investment property and the 31 March 2020 balance sheet reflects its fair value of £4.065m (subject to audit). For the first time since the year of purchase the valuation is higher than the purchase price. This is as a result of fluctuations in the commercial property market. The retail units generate income from leases and are subject to pressures in the retail sector as a result of the general economic conditions. The Council has accepted the risks associated with this property e.g. the previous valuations below purchase price, whilst taking a longer-term view of its future as part of the regeneration and development of the Hamilton Road area in Sudbury.
- 3.10 Market sale housing development:
- Purcell Architects, Lawson Planning Partnership, Hoggarth Cooke and Morley Riches & Ablewhite were appointed to support the Council with design, planning advice, feasibility and financial viability appraisals of the options for future use of the former Babergh and Mid Suffolk council office sites in Hadleigh and Needham Market.
 - Proposed housing schemes were approved in principle by each Council in July 2018 and the delivery option subsequently chosen for both schemes were Joint Venture developments with a public partner (in both cases Norse Group Holdings Ltd).

- This enables the Councils to manage these schemes in a timely manner, control the quality of the housing, mitigate risk through securing an experienced socially wedded public sector partner and secure a commercial return.

- 3.11 Mid Suffolk bought the empty retail property in Stowmarket, including the car park and introduced managed parking. Work has been undertaken to divide the site into two units with a lease being arranged with a tenant for one of the units.

Liquidity:

- 3.12 Property can be relatively difficult to sell quickly because of a lack of ready and willing investors or speculators to purchase the asset and convert to cash at short notice. However, all these properties will be part of the Councils' commercial, economic development or residential regeneration schemes.

4. Investments for yield: Shares and Loans

- 4.1 The Councils invest through share ownership and giving loans to their wholly owned companies, special purpose vehicles or third parties (local organisations) as part of a strategy for generating a rate of return or improving the local economy.

Contribution:

CIFCO Ltd

- 4.2 The Councils invest indirectly in property, through two wholly owned holding companies, by a combination of shares (equity) and loans (debt), matching the funding requirements of the underlying investment and the returns required by the Councils. All debt financed investment complies with EU State Aid rules.
- 4.3 BDC (Suffolk Holdings) Limited, a wholly owned subsidiary of Babergh, and MSDC (Suffolk Holdings) Limited, a wholly owned subsidiary of Mid Suffolk, were both incorporated on 9 June 2017, and are investment vehicles for each Council.
- 4.4 Each holding company owns 50% of the issued share capital of CIFCO Ltd which was incorporated on 12 June 2017 to invest in a portfolio of commercial. Each Council's investment in these companies is split 10% share capital in their holding companies and 90% loan direct to CIFCO Ltd.
- 4.5 Each Council approved an initial investment (CIFCO Ltd 1) of a total of £27.5m (£2.75m shares, £24.75m loans) of which £26.1m was invested by 31 March 2019 to acquire 11 properties. There will be no further purchases from this tranche.
- 4.6 Each Council approved a further investment (CIFCO Ltd 2) of £25m (£2.5m shares, £22.5m loans) with £22.65m forecast to be spent by the end of 2020/21. Although CIFCO may sell assets and reinvest to make changes to the portfolio, there is not expected to be further investment by the Councils for property purchases beyond 2020/21.

Gateway 14 Ltd

- 4.7 MSDC (Suffolk Holdings) Limited also owns 100% of the issued share capital of Gateway 14 Ltd which was incorporated on the 1 November 2017 as a special purpose vehicle (SPV) to acquire Gateway 14, a 135-acre site located to the eastern fringe of Stowmarket and develop a business park. Mid Suffolk's initial investment in

this company was split 10% share capital in the holding company and 90% loan to Gateway 14 Ltd, with further investments anticipated to be 100% loans.

- 4.8 Mid Suffolk Council approved an initial investment of the Gateway 14 site which was acquired for £16.5m (£1.6m shares, £14.9m loans) on 13 August 2018. A further investment of £4.16m was made in August 2019 with £0.9m expected during 2020/21 and another £17m during 2021/22.

- 4.9 Further details on this project can be found in 4.21 and 4.22 below.

Babergh Growth Ltd

- 4.10 BDC (Suffolk Holdings) Limited, also owns 50% of Babergh Growth Ltd. This was incorporated on 19 March 2019. The other 50% is owned by Norse Group Holdings Ltd. This is a joint venture with the purpose of delivering the housing development at the former council offices at Hadleigh and other residential and mixed used schemes in the future. The Council has invested in £5k of shares in the company.

Mid Suffolk Growth Ltd

- 4.11 MSDC (Suffolk Holdings) Limited, also own 50% of Mid Suffolk Growth Ltd. This was incorporated on 19 March 2019. The other 50% is owned by Norse Group Holdings Ltd. This is a joint venture with the purpose of delivering the housing development at the former council offices at Needham Market and other residential and mixed used schemes in the future. The Council has invested in £5k of shares in the company.

- 4.12 **Table 2: Total Investments in shares and loans**

Babergh District Council	2019/20 Cumulative Actual	2020/21 Forecast Outturn	2021/22 Budget	2022/23 Forecast	2023/24 Forecast	2024/25 Forecast
	£m	£m	£m	£m	£m	£m
CIFCO Ltd (1)	25.93	25.81	25.69	25.56	25.43	25.28
CIFCO Ltd (2)	4.05	22.86	22.77	22.67	22.56	22.45
Total	29.98	48.68	48.46	48.23	47.99	47.73
Investment in Shares	3.01	4.90	4.90	4.90	4.90	4.90
Investment through Loans	26.96	43.78	43.56	43.33	43.09	42.83
Total	29.98	48.68	48.46	48.23	47.99	47.73

Mid Suffolk District Council	2019/20 Cumulative Actual £m	2020/21 Forecast Outturn £m	2021/22 Budget £m	2022/23 Forecast £m	2023/24 Forecast £m	2024/25 Forecast £m
CIFCO Ltd (1)	25.93	25.81	25.69	25.56	25.43	25.28
CIFCO Ltd (2)	4.05	22.86	22.77	22.67	22.56	22.45
Gateway 14 Ltd	20.38	21.23	32.16	23.54	33.87	23.70
Total	50.36	69.91	80.62	71.76	81.86	71.43
Investment in Shares	4.64	6.52	6.52	6.52	6.52	6.52
Investment through Loans	45.72	63.39	74.10	65.24	75.34	64.91
Total	50.36	69.91	80.62	71.76	81.86	71.43

Risk Assessment:

- 4.13 As mentioned in section 8 of the main report this strategy has links to the Councils Significant Risk Register, specifically risk no. 10, if CIFCO Ltd does not generate forecast investment returns and Gateway 14 Ltd fails to bring forward the development of the site.
- 4.14 CIFCO Ltd and Gateway 14 Ltd, also maintain their own risk registers and the Corporate Manager for Internal Audit attends the regular Risk Management Panel meetings.
- 4.15 The Councils' holding companies have appointed directors to the boards of CIFCO Ltd, Gateway 14 Ltd, Babergh Growth Ltd and Mid Suffolk Growth Ltd that offer a Council shareholder perspective (elected member directors) and commercial property expertise (industry expert directors). It is anticipated that boards of any future investment SPVs, will have a similar membership.

CIFCO Ltd

- 4.16 CIFCO Ltd.'s investment strategy targets medium to long term resilience based on:
- a strategy that balances the portfolio, so a significant number of assets are 'core' and liquid and,
 - a strategy that balances other attributes such as geography, asset class and sector so that resistance to market stresses in any individual attribute can be mitigated.
- 4.17 Each property acquisition is approved by the CIFCO Ltd Board and reported to each holding company Board for approval before funds are released, and due diligence is done on the tenant as assets are acquired, including a Dun and Bradstreet credit check.
- 4.18 On a quarterly basis, CIFCO Ltd.'s fund managers Jones Lang LaSalle (JLL) provide a portfolio analysis report including market forecasts and any tenancy arrears, and the CIFCO Ltd Chair (an independent industry expert) reports on performance to simultaneous holding company board meetings and twice a year to Full Council.

- 4.19 As part of annual business planning, JLL provide a full market conditions assessment, based on the individual attributes of each asset class targeted by CIFCO Ltd, and the CIFCO Ltd Board consider any revisions to its investment strategy based on this assessment and the ongoing quarterly portfolio analysis reports.
- 4.20 With financial return being the main objective, the Councils accept higher risk on investments for yield than they do with treasury management investments. The potential risks for property held for income are voids and falls in rental income. The commercial properties acquired for income are bought as long-term holdings and are professionally managed. They could be sold individually if the long-term prognosis is an underachievement of net return targets.

Gateway 14 Ltd

- 4.21 Mid Suffolk and its holding company delegated authority to the Board to acquire the site and develop a detailed delivery model for this business park development. Since acquisition, Avison Young has been advising the Board in respect of delivery models and partners to bring forward the development of this 150 acres business park. The Holding company will approve subsequent requests for the drawdown of capital for infrastructure and development works across the site.
- 4.22 Property company JAYNIC has been appointed by Gateway 14 to develop the site. Public consultation on illustrative masterplans for the site were held in Autumn 2020 with a subsequent planning application expected to be submitted during 2020/21.

Liquidity:

- 4.23 Loans are repaid often over a long time and consist of principal and interest in accordance with the loan agreements. The interest is a revenue receipt and is available for use immediately. The Councils have a charge on the properties acquired by CIFCO Ltd which gives the Councils security.

5. Proportionality

- 5.1 Both Councils have some dependency on profit generating investment activity to achieve a balanced revenue budget. Table 3 shows the extent to which the Councils expenditure is dependent on achieving the expected net profit from investments over the medium-term.

Should the Councils fail to achieve the expected net profit, both Councils have contingency plans for continuing to provide these services by reducing overheads, continuing to make services more efficient and through digital transformation.

Table 3: Proportionality of Investments

Babergh District Council	2019/20 Actual	2020/21 Forecast Outturn	2021/22 Budget	2022/23 Forecast	2023/24 Forecast	2024/25 Forecast
	£m	£m	£m	£m	£m	£m
Gross service expenditure	33.52	31.56	32.63	32.78	33.28	33.96
Gross Investment income	1.24	1.50	2.18	2.17	2.16	2.14
Proportion	3.70%	4.75%	6.68%	6.62%	6.48%	6.31%

Mid Suffolk District Council	2019/20 Actual	2020/21 Forecast Outturn	2021/22 Budget	2022/23 Forecast	2023/24 Forecast	2024/25 Forecast
	£m	£m	£m	£m	£m	£m
Gross service expenditure	33.90	31.60	30.77	30.81	31.36	32.10
Gross Investment income	2.16	2.53	3.81	3.94	3.58	4.16
Proportion	6.38%	8.02%	12.38%	12.78%	11.42%	12.97%

6. **Borrowing in Advance of Need**

CIPFA Prudential Code

- 6.1 The 2017 Prudential Code states that “authorities must not borrow more than or in advance of their needs purely in order to profit from the investment of the extra sums borrowed”.
- 6.2 The underlying need to borrow is reflected in the CFR adjusted for long term liabilities (see Appendix A Table 4). Neither Council plans to borrow above its CFR which is in accordance with the Prudential Code.

MHCLG Guidance

- 6.3 Government guidance issued in October 2018 has extended the Prudential Code definition to include borrowing to finance the acquisition of non-financial as well as financial investments that the organisation holds primarily or partially to generate a profit. This includes all loans and property investments.
- 6.4 Both Councils’ have borrowed to invest in their own properties and to give loans to CIFCO Ltd and Gateway 14 Ltd and other special purpose vehicles. These make a profit to reinvest in Council services and help achieve a balanced revenue budget. The Councils’ view of this activity is that it meets the service needs and is within their CFR as per the CIPFA definition.
- 6.5 The Councils’ policies in investing the money borrowed, including management of the risks, for example, of not achieving the desired profit or borrowing costs increasing are:
- When exercising the power to invest, the Councils will act for a proper purpose and act in a reasonable manner, its fiduciary duty to obtain value for money and whether the investments are proportionate and properly balanced against the anticipated benefits as well as the wider interests of the Councils’ local Business Rate and Council Tax payers.

- To have regard to the regeneration and development strand of the Councils' Joint Asset and Investment Strategy when investing for profit, acknowledging that the Councils have a key role to play in using their own assets and enabling/facilitating the use of private and other public sector assets to deliver housing and economic growth and regeneration. To appoint independent industry expert directors to the Councils' investment and SPV company boards
- For the SPVs to prepare a business case for each purchase and report to the Council on expected cost and benefits
- To appoint relevant expert advisors when assessing, entering and holding an investment.
- When investing in development projects, where possible and appropriate, to contract with an experienced development partner.
- To prioritise medium to long term resilience of investments, over short-term gain.
- To fund and structure each investment to optimise risks and rewards, having regard to the previous bullet point.

7. **Knowledge and Skills**

7.1 As per section 10 of the Joint Capital Strategy in Appendix A

8. **Governance – Capital Investments**

8.1 The Capital Programme is approved as part of the annual budget setting process by Cabinet and Full Council in February. Other investment decisions occurring outside of this process that exceed £150k qualify as a key decision as per Part One of the Councils' constitution and is approved by Cabinet and Full Council.

9. **Investment Indicators**

9.1 The Councils have set the following quantitative indicators to allow elected members and the public to assess the Councils' total risk exposure as a result of their investment decisions. These are shown in Tables 4, 5 and 6.

Total risk exposure:

9.2 The first indicator shows the Councils' cumulative total exposure to potential investment losses.

Table 4: Total investment exposure

Babergh District Council	2019/20 Actual £m	2020/21 Forecast Outturn £m	2021/22 Budget £m	2022/23 Forecast £m	2023/24 Forecast £m	2024/25 Forecast £m
Treasury Management Investments	14.60	13.64	13.10	13.06	13.05	13.02
Capital Investments	34.13	53.11	55.94	55.77	55.59	55.40
Total Exposure	48.72	66.76	69.04	68.84	68.64	68.43

Mid Suffolk District Council	2019/20 Actual £m	2020/21 Forecast Outturn £m	2021/22 Budget £m	2022/23 Forecast £m	2023/24 Forecast £m	2024/25 Forecast £m
Treasury Management Investments	21.66	13.65	13.10	13.07	13.05	13.02
Capital Investments	53.07	74.23	85.94	77.09	87.18	76.75
Total Exposure	74.73	87.88	99.04	90.15	100.23	89.77

How investments are funded:

- 9.3 Government guidance is that these indicators should include how investments are funded. Since the Councils do not normally associate particular assets with particular liabilities, this guidance is difficult to apply. However, the following investments could be described as funded by borrowing.
- 9.4 For those investments funded by borrowing the exposure at the beginning of 2021/22 is forecast to be £53.4m for Babergh and £74.0m for Mid Suffolk as shown in Table 5 that follows.

Table 5: Investments funded by borrowing

Babergh District Council	2019/20 Actual £m	2020/21 Forecast Outturn £m	2021/22 Budget £m	2022/23 Forecast £m	2023/24 Forecast £m	2024/25 Forecast £m
Capital Investments	34.13	53.11	55.94	55.77	55.59	55.40
Total Funded by borrowing	34.13	53.11	55.94	55.77	55.59	55.40

Mid Suffolk District Council	2019/20 Actual £m	2020/21 Forecast Outturn £m	2021/22 Budget £m	2022/23 Forecast £m	2023/24 Forecast £m	2024/25 Forecast £m
Capital Investments	53.07	74.23	85.94	77.09	87.18	76.75
Total Funded by borrowing	53.07	74.23	85.94	77.09	87.18	76.75

Rate of return received:

- 9.5 This indicator shows the investment income received less the associated costs, including the cost of borrowing where appropriate, as a proportion of the sum initially invested. Note that due to the complex local government accounting framework, not all recorded gains and losses affect the revenue account in the year they are incurred.

Table 6: Investments net rate of return

Babergh District Council	2019/20 Actual	2020/21 Forecast Outturn	2021/22 Budget	2022/23 Forecast	2023/24 Forecast	2024/25 Forecast
	%	%	%	%	%	%
Treasury Management Investments	3.33	2.92	3.32	3.33	3.34	3.34
Other Capital Investments	4.62	2.73	3.53	3.52	3.50	3.49
CIFCO Ltd (1)	3.24	2.17	3.38	2.72	2.75	2.79
CIFCO Ltd (2)	1.84	2.13	4.10	3.63	3.17	2.70
All investments (Average)	3.24	2.34	3.78	3.26	3.08	2.89

Mid Suffolk District Council	2019/20 Actual	2020/21 Forecast Outturn	2021/22 Budget	2022/23 Forecast	2023/24 Forecast	2024/25 Forecast
	%	%	%	%	%	%
Treasury Management Investments	3.14	2.67	3.11	3.11	3.12	3.12
CIFCO Ltd (1)	2.34	2.44	2.57	2.64	2.80	2.86
CIFCO Ltd (2)	1.84	2.13	4.10	3.63	3.17	2.70
Gateway 14 Ltd	3.45	2.88	4.53	6.83	3.75	7.89
All investments (Average)	2.79	2.47	3.78	4.33	3.29	4.48

JOINT TREASURY MANAGEMENT STRATEGY 2021/22

1. Introduction

- 1.1 The Joint Treasury Management strategy contains the following:
- Borrowing Strategy (section 4)
 - Annual Investment Strategy (section 5)
 - Treasury Management Indicators (Appendix D)
 - Economic and Interest Rate Forecast (Appendix E)
 - Existing Investment and Debt Portfolio (Appendix F)
 - Treasury Management Policy Statement (Appendix G)
- 1.2 Treasury management is the management of the Councils' cash flows, borrowing and investments, and the associated risks. Babergh and Mid Suffolk invest surplus funds and both Councils borrow to fund capital investment and manage cash flows. Both Councils are therefore exposed to financial risks including the loss of invested funds and the revenue effect of changing interest rates.
- 1.3 The successful identification, monitoring and control of financial risk are therefore central to the Councils' prudent financial management.
- 1.4 The Councils will continue to:
- Make use of call accounts, if necessary
 - Use the strongest/lowest risk non-credit rated building societies
 - Use covered bonds (secured against assets) for longer term investments
 - Consider longer term investments in property or other funds
- 1.5 The Local Government Act 2003 requires the Councils to have regard to CIPFA's Prudential Code for Capital Finance in Local Authorities 2017 (the Prudential Code) when determining how much money they can afford to borrow.
- 1.6 Treasury risk management at both Councils is conducted within the framework of the Chartered Institute of Public Finance and Accountancy's Treasury Management in the Public Services: Code of Practice 2017 Edition (the TM Code) which requires the Councils to approve a treasury management strategy before the start of each financial year. This report fulfils the Councils legal obligation under the Local Government Act 2003 to have regard to the TM Code.
- 1.7 The MHCLG Investment Guidance 2018, in paragraph 21, requires local authorities to prioritise Security, Liquidity and Yield in that order of importance.
- 1.8 The Joint Treasury Management Strategy for 2021/22 continues to focus primarily on the effective management and control of risk and striking a balance between the security, liquidity and yield of those investments. The Councils' objective when investing money is to strike an appropriate balance between risk and return.
- 1.9 Details of investments held for service purposes or for commercial profit are included in the Joint Investment Strategy shown in Appendix B.

2. External Context

- 2.1 A detailed economic and interest rate forecast provided by Arlingclose is attached at Appendix E.

3. Local Context

Interest rates on Investments and Borrowing

- 3.1 For the purpose of setting the budget, it has been assumed that new short-term investments will be made at an average rate of 0.1%, and that new long-term loans will be borrowed at an average rate between 1.0% and 2.0%.

Capital Financing Requirement

- 3.2 The underlying need to borrow for capital purposes is measured by the Capital Financing Requirement (CFR), while usable reserves and working capital are the underlying resources available for investment. The Councils' current strategy is to maintain borrowing and investments below their underlying levels, sometimes known as internal borrowing.
- 3.3 As at 30 November 2020, Babergh held £107.01m of borrowing and £15.61m of investments, Mid Suffolk held £123.26m of borrowing and £15.04m of investments. This is set out in further detail at Appendix F. Forecast changes in these sums are shown in the following balance sheet analysis:

Table 1: Capital Financing Requirement Summary and forecast

Babergh District Council	2019/20 Actual £m	2020/21 Forecast Outturn £m	2021/22 Budget £m	2022/23 Forecast £m	2023/24 Forecast £m	2024/25 Forecast £m
Total CFR	141.20	162.82	174.81	177.62	177.29	178.23
Less: External Borrowing**	(112.52)	(104.09)	(103.40)	(102.84)	(102.28)	(101.71)
Internal / (Over) Borrowing	28.68	58.73	71.42	74.77	75.01	76.52
Less: Balances & Reserves-GF	(12.88)	(13.05)	(13.12)	(13.00)	(12.86)	(12.79)
Less: Balances & Reserves-HRA	(22.06)	(16.27)	(4.53)	(2.59)	(3.74)	(4.32)
Less Working Capital Deficit	(5.53)	(5.53)	(5.53)	(5.53)	(5.53)	(5.53)
New Net (Investment) / Borrowing Requirement	(11.80)	23.87	48.23	53.65	52.88	53.88

Mid Suffolk District Council	2019/20 Actual £m	2020/21 Forecast Outturn £m	2021/22 Budget £m	2022/23 Forecast £m	2023/24 Forecast £m	2024/25 Forecast £m
Total CFR	163.05	188.28	219.75	219.19	229.42	219.08
Less: External Borrowing**	(135.34)	(128.57)	(92.34)	(91.23)	(90.10)	(88.95)
Internal (Over) Borrowing	27.71	59.71	127.42	127.96	139.32	130.13
Less: Balances & Reserves-GF	(35.95)	(31.10)	(33.55)	(33.24)	(32.90)	(32.64)
Less: Balances & Reserves-HRA	(11.72)	(8.24)	(2.74)	(2.24)	(3.73)	(4.63)
Add Working Capital surplus	2.28	2.28	2.28	2.28	2.28	2.28
New Net (Investment) / Borrowing Requirement	(17.68)	22.65	93.40	94.76	104.96	95.14

** shows only loans to which the Councils are currently committed and excludes optional refinancing.

- 3.4 The Councils have an increasing CFR due to the capital programme and investments and will therefore need to borrow up to £56.28m for Babergh and £112.38m for Mid Suffolk over the forecast period.
- 3.5 CIPFA's Prudential Code for Capital Finance in Local Authorities recommends that the Councils' total debt should be lower than their highest forecast CFR over the next three years. Table 1 above shows that the Councils expect to comply with this recommendation over the forecast period.

Liability benchmark:

- 3.6 A liability benchmark has been calculated showing the lowest risk level of borrowing. This assumes the same forecasts as Table 1 above, but that cash and investment balances are kept to a minimum level of Treasury Investments for each Council over the medium-term (the lowest being £13.02m) to maintain sufficient liquidity but minimise credit risk.
- 3.7 A comparison of the Councils' actual borrowing against this alternative strategy was shown in Table 7 in Appendix A, paragraph 4.9. This showed that both Councils' expected debt is below the Liability Benchmark (lowest risk level) for the forecast period.

Table 2: Liability Benchmark

Babergh District Council	2019/20 Actual	2020/21 Forecast Outturn	2021/22 Budget	2022/23 Forecast	2023/24 Forecast	2024/25 Forecast
	£m	£m	£m	£m	£m	£m
CFR	141.20	162.82	174.81	177.92	177.51	178.37
Less: Usable Reserves	(34.94)	(29.32)	(17.65)	(15.59)	(16.60)	(17.12)
Less Working Capital Surplus	(5.53)	(5.53)	(5.53)	(5.53)	(5.53)	(5.53)
Plus: Minimum Investments	14.60	13.64	13.10	13.06	13.05	13.02
Liability Benchmark	115.32	141.60	164.73	169.86	168.42	168.74

Mid Suffolk District Council	2019/20 Actual	2020/21 Forecast Outturn	2021/22 Budget	2022/23 Forecast	2023/24 Forecast	2024/25 Forecast
	£m	£m	£m	£m	£m	£m
CFR	163.05	188.28	219.75	219.19	229.42	219.08
Less: Usable Reserves	(47.67)	(39.34)	(36.30)	(35.48)	(36.64)	(37.27)
Add Working Capital Deficit	2.28	2.28	2.28	2.28	2.28	2.28
Plus: Minimum Investments	21.66	13.65	13.10	13.07	13.05	13.02
Liability Benchmark	139.32	164.87	198.84	199.06	208.11	197.11

4. Borrowing Strategy

Overview

- 4.1 As at 30 November 2020 Babergh held loans of £107.01m and Mid Suffolk £123.26m. These have increased by £4.47m for Babergh and £1.14m for Mid Suffolk on the previous year, due to funding previous years' capital programmes.
- 4.2 The balance sheet forecast for borrowing in Table 1 above shows that Babergh expects to borrow up to £48.23m and Mid Suffolk expects to borrow up to £93.4m in 2021/22. The Councils may borrow to pre-fund future years' requirements, providing this does not exceed the authorised limit for borrowing of £190m for Babergh and £242m for Mid Suffolk, as shown in Appendix A Table 8.

Objectives

- 4.3 The Councils' chief objective when borrowing money is to strike an appropriately low risk balance between securing low interest costs and achieving certainty of those costs over the period for which funds are required. A secondary objective is the flexibility to renegotiate loans should the Councils' long-term plans change.

Strategy

- 4.4 Given the significant cuts to public expenditure and in particular to local government funding, the Councils' borrowing strategy continues to address the key issue of affordability without compromising the longer-term stability of the debt portfolios. With short-term interest rates currently much lower than long-term rates, it is likely to be more cost effective in the short-term to either use internal resources, or to borrow short-term loans instead. This position will be monitored and evaluated on an ongoing basis to ensure both Councils achieve value for money.
- 4.5 By doing so, the Councils are able to reduce net borrowing costs (despite foregone investment income) and reduce overall treasury risk. The benefits of internal and short-term borrowing will be monitored regularly against the potential for incurring additional costs by deferring borrowing into future years when long-term borrowing rates are forecast to rise modestly. Arlingclose (the Councils' treasury advisers) will assist the Councils with this 'cost of carry' and breakeven analysis.
- 4.6 Its output may determine whether the Councils borrow additional sums at long-term fixed rates in 2021/22 with a view to keeping future interest costs low, even if this causes additional cost in the short-term.
- 4.7 The Councils have previously raised the majority of their long-term borrowing from the PWLB but will consider borrowing any long-term loans from other sources including banks, pension funds and local authorities, and will investigate the possibility of issuing bonds and similar instruments, in order to lower interest costs and reduce over-reliance on one source of funding in line with the Treasury Management Code.
- 4.8 PWLB loans are no longer available to local authorities planning to buy investment assets primarily for yield; the Councils intend to avoid this activity in 2021/22 and beyond in order to retain its access to PWLB loans.

- 4.9 Alternatively, the Councils may arrange forward starting loans during 2021/22, where the interest rate is fixed in advance, but the cash is received in later years. This would enable certainty of cost to be achieved without suffering a cost of carry in the intervening period.
- 4.10 In addition, the Councils may borrow more short-term loans to cover unplanned cash flow shortages.

Sources of borrowing

- 4.11 The approved sources of long-term and short-term borrowing are:
- Public Works Loan Board (PWLB) and any successor body
 - any institution approved for investments (see below)
 - any other bank or building society authorised to operate in the UK
 - any other UK public sector body
 - UK public and private sector pension funds (except Suffolk County Council Pension Fund)
 - capital market bond investors
 - UK Municipal Bonds Agency plc and other special purpose companies created to enable local authority bond issues

Municipal Bonds Agency

- 4.12 UK Municipal Bonds Agency plc was established in 2014 by the Local Government Association as an alternative to the PWLB. It issues bonds on the capital markets and lends the proceeds to local authorities. This is a more complicated source of finance than the PWLB for two reasons:
- borrowing authorities will be required to provide bond investors with a guarantee to refund their investment in the event that the agency is unable to for any reason,
 - there will be a lead time of several months between committing to borrow and knowing the interest rate payable. Any decision to borrow from the Agency will therefore be the subject of a separate report to Full Council

LOBOs

- 4.13 Mid Suffolk holds £4m of LOBO (Lender's Option Borrower's Option) loans where the lender has the option to propose an increase in the interest rate at set dates, following which the Council has the option to either accept the new rate or to repay the loan at no additional cost. All of these loans have options during 2021/22, and although the Council understands that lenders are unlikely to exercise their options in the current low interest rate environment, there remains an element of refinancing risk. The Council will take the option to repay LOBO loans at no cost if it has the opportunity to do so. Total borrowing via LOBO loans will be limited to £4m.

Short-term and variable rate loans

- 4.14 These loans leave the Councils exposed to the risk of short-term interest rate rises and are therefore subject to the interest rate exposure limits in the treasury management indicators below.

Other sources of debt finance

4.15 In addition, capital finance may be raised by the following methods that are not borrowing, but may be classed as other debt liabilities:

- leasing
- hire purchase
- Private Finance Initiative
- sale and leaseback

Local Application

4.16 The Councils have previously raised the majority of their long-term borrowing from the PWLB, but continues to investigate other sources of finance, such as local authority loans and bank loans, that may be available at more favourable rates.

4.17 Consideration will be given to all forms of borrowing/financing in relation to any future capital investment plans. This is most likely to be via the Public Works Loan Board (PWLB) but consideration will also be given to borrowing from other sources such as other local authorities, commercial banks, the money markets, capital markets (stock issues, commercial paper and bills) and leasing. The Councils will receive the “certainty rate” discount of 0.2% on PWLB loans. An “infrastructure rate” discount of 0.4% is also available for lending to support nominated infrastructure projects.

4.18 In conjunction with advice from Arlingclose, both Councils will keep these sources of finance under review.

4.19 Officers will take advice on the optimum time to undertake additional borrowing and will adopt a flexible approach in consultation with their treasury advisors, after consideration of the following:

- Affordability
- Maturity profile of existing debt
- Interest rate and refinancing risks
- Borrowing source

4.20 The General Fund revenue budget for 2021/22 will include provision for interest payments relating to external borrowing and the statutory Minimum Revenue Provision (MRP) to ensure the principal is repaid. Different arrangements apply to the Housing Revenue Account (Council Housing) in that there is no MRP. The strategy and activities are affected by a number of factors, including the regulatory framework, economic conditions, best practice and interest rate/liquidity risk. Appendices D, E, F, G, H and I summarise the regulatory framework, economic background and information on key activities for the year.

4.21 In accordance with the MHCLG Guidance, the Councils will be asked to approve a revised Treasury Management Strategy if the assumptions on which this report is based change significantly. Such circumstances would include, for example, a large unexpected change in interest rates, or in the Councils’ capital programmes or in the level of investment balances.

Debt rescheduling

- 4.22 The PWLB allows authorities to repay loans before maturity and either pay a premium or receive a discount according to a set formula based on current interest rates. Other lenders may also be prepared to negotiate premature redemption terms. The Councils may take advantage of this and replace some loans with new loans, or repay loans without replacement, where this is expected to lead to an overall cost saving or a reduction in risk.

5. Annual Treasury Investment Strategy

- 5.1 The Councils hold significant invested funds, representing income received in advance of expenditure plus balances and reserves held. In the past twelve months, Babergh's treasury investment balances have ranged between £11.9m and £39.0m. Mid Suffolk's treasury investment balances ranged between £12.7m and £41.3m.
- 5.2 Balances fluctuated more than in previous years due to timing differences between funding to support Covid19 payments received from central Government and the payments being made by the Councils.

Objectives

- 5.3 CIPFA's TM Code requires the Councils to invest their treasury funds prudently, and to have regard to the security and liquidity of their investments before seeking the highest rate of return or yield. The Councils' objective when investing money is to strike an appropriate balance between risk and return, minimising the risk of incurring losses from defaults and the risk of receiving unsuitably low investment income.
- 5.4 Cash that is likely to be spent in the short term is invested securely, for example with the government, other local authorities or selected high-quality banks, to minimise the risk of loss. Money that will be held for longer terms is invested more widely, including in bonds, shares and property, to balance the risk of loss against the risk of receiving returns below inflation. Both short-term and longer-term investments may be held in pooled funds, where an external fund manager makes decisions on which investments to buy and the Councils may request their money back at short notice.
- 5.5 Where balances are expected to be invested for more than one year, the Councils will aim to achieve a total return that is equal to or higher than the prevailing rate of inflation, in order to maintain the spending power of the sum invested.
- 5.6 Table 3 shows the planned level of investments for treasury management purposes over the medium-term. Long term investments are those made for more than one year. Cash and cash equivalents include money market funds and current bank accounts.

Table 3: Treasury management investments

Babergh District Council	31.3.2020 Actual £m	31.3.2021 Forecast Outturn £m	31.3.2022 Budget £m	31.3.2023 Forecast £m	31.3.2024 Forecast £m	31.3.2025 Forecast £m
Long Term Investments	11.22	11.14	11.10	11.06	11.05	11.02
Cash and Cash Equivalents	3.38	2.50	2.00	2.00	2.00	2.00
Total TM Investments	14.60	13.64	13.10	13.06	13.05	13.02

Mid Suffolk District Council	31.3.2020 Actual £m	31.3.2021 Forecast Outturn £m	31.3.2022 Budget £m	31.3.2023 Forecast £m	31.3.2024 Forecast £m	31.3.2025 Forecast £m
Short Term Investments	3.50	0.00	0.00	0.00	0.00	0.00
Long Term Investments	11.21	11.15	11.10	11.07	11.05	11.02
Cash and Cash Equivalents	6.95	2.50	2.00	2.00	2.00	2.00
Total TM Investments	21.66	13.65	13.10	13.07	13.05	13.02

Governance – Treasury Management:

- 5.7 Decisions on treasury management investment and borrowing are made daily and are delegated to the Assistant Director - Corporate Resources (the S151 Officer) and Finance staff, who must act in line with the Joint Treasury Management Strategy approved by Full Council in February each year.
- 5.8 There is a Joint Half Year and Joint Annual Outturn Report on treasury management activity presented to Council. The Joint Audit and Standards Committee is responsible for scrutinising treasury management decisions.

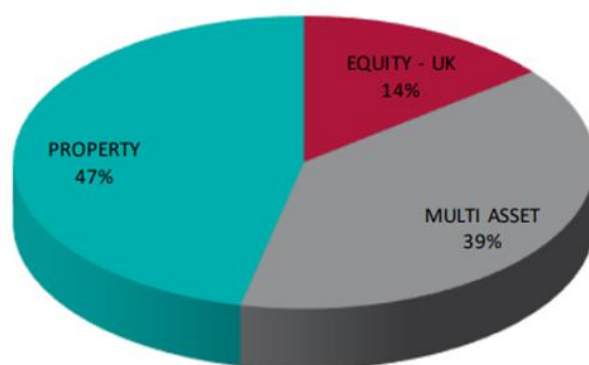
Negative interest rates

- 5.9 The COVID-19 pandemic has increased the risk that the Bank of England will set its Bank Rate at or below zero, which is likely to feed through to negative interest rates on all low risk, short-term investment options. Since investments cannot pay negative income, negative rates will be applied by reducing the value of investments. In this event, security will be measured as receiving the contractually agreed amount at maturity, even though this may be less than the amount originally invested.

Strategy

- 5.10 Given the increasing risk and very low returns from short-term unsecured bank investments, both Councils have diversified into higher yielding asset classes. This diversification represents a continuation of the new strategy adopted in 2015/16.
- 5.11 The value of these funds can fluctuate and they are therefore considered to be long term investments. The Councils have invested in a number of strategic pooled funds, across a variety of asset classes to minimise risk, as shown below.

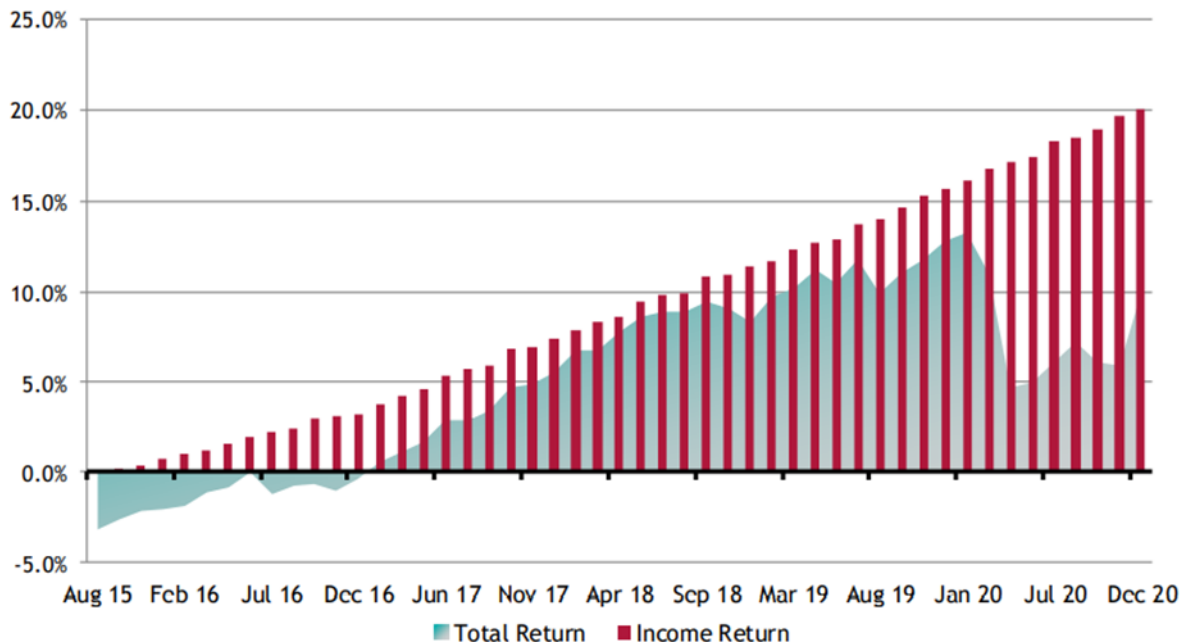
Chart 1: Strategic pooled funds asset class allocation for both Councils



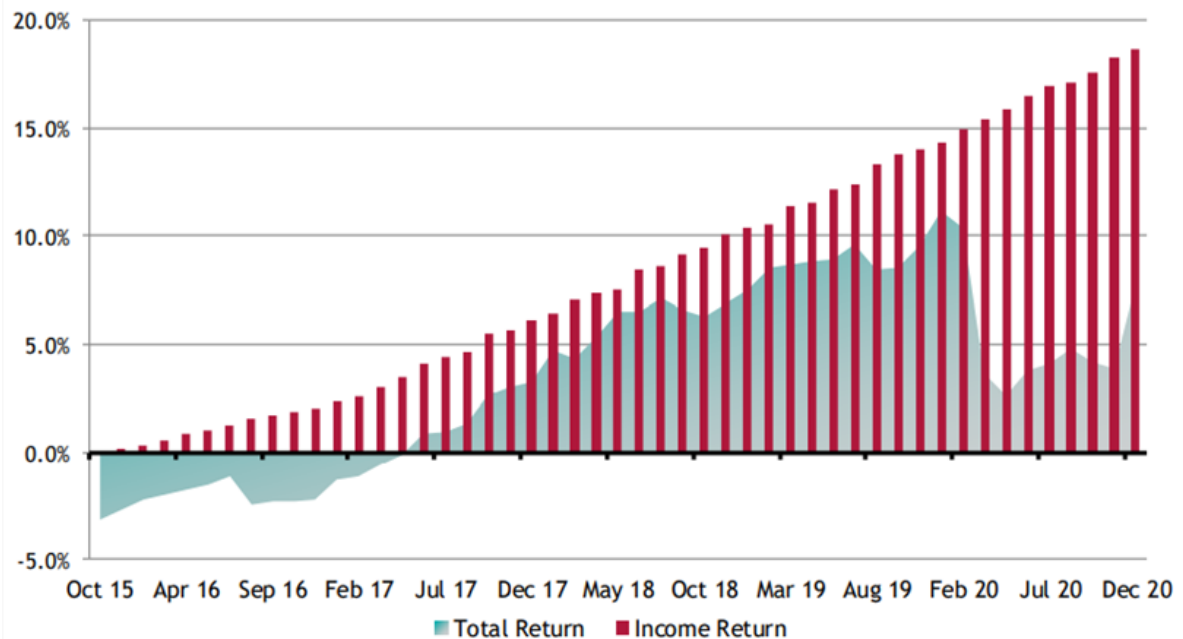
- 5.12 Although these funds have incurred unrealised capital losses, the overall total return for each has been positive, with a total return of 9.87% for Babergh and 7.81% for Mid Suffolk since the Councils' investment in 2015 as illustrated in the following charts:

Chart 2: Cumulative return on strategic pooled funds

Babergh



Mid Suffolk



Environment, social and governance (ESG) issues

- 5.13 In 2019 the Councils declared a climate emergency with the ambition to make the Councils carbon neutral by 2030.

- 5.14 In light of climate change-related risks in particular, increasing attention is being given to responsible investment by investors globally, resulting in an increasing appreciation that assessing ESG factors is not only a moral issue to be addressed, but also a key part of understanding long-term investment risk.
- 5.15 The United Nations gives the following examples of ESG issues within its Principles for Responsible Investment;

Environmental	Social	Governance
<ul style="list-style-type: none"> • Climate change • Greenhouse gas emissions • Resource depletion • Waste and pollution • Deforestation 	<ul style="list-style-type: none"> • Human rights • Working conditions (including slavery and child labour) • Local communities • Employee relations and diversity 	<ul style="list-style-type: none"> • Bribery and Corruption • Board diversity and structure • Executive pay • Political lobbying and donations • Tax strategy

- 5.16 An increasing number of ESG focussed funds are emerging that follow certain criteria for investments, such as abiding with the UN Principles of Responsible Investment, or not investing in certain industries such as weapons, fossil fuels or alcohol and tobacco.
- 5.17 Although regulations on ESG investments are gaining more clarity and standardisation, careful due diligence is required to ensure that a fund lives up to the claims being made and its ESG principles match the Councils' priorities for environmental / ethical investing.
- 5.18 The Councils' treasury advisors, Arlingclose, have provided a comprehensive report on ESG and responsible investment for local authorities, covering assessment of ESG issues, how they relate to key investment instruments, considerations in determining an ESG policy for treasury investments and the approaches taken by various fund managers.
- 5.19 Further work will be undertaken to determine how ESG could be incorporated into the Councils' Treasury Management Strategy and reporting processes and recommendations will be reported to members in due course. However, whilst the Councils' current pooled investments are below the purchase price, they will not be redeemed at a loss to invest elsewhere to meet ESG requirements.
- 5.20 The Councils' single largest holding, CCLA LAMIT Property Fund has achieved an A+ for its ESG approach under the UN PRI transparency report assessment scores.

Business Models

- 5.21 Under the new IFRS 9 standard, accounting for certain investments depends on the Councils' "business model" for managing them. The Councils aim to achieve value from their internally managed treasury investments by a business model of collecting the contractual cash flows and therefore, where other criteria are also met, these investments will continue to be accounted for at amortised cost.

Approved counterparties

- 5.22 The minimum proposed investment criteria for UK counterparties in the 2021/22 Treasury Management Strategy remains at A-. (See Appendix I for list). (Note: This

would be the lowest credit rating determined by credit rating agencies).

- 5.23 In line with advice received from Arlingclose the Councils may invest surplus funds with any of the counterparty types in Table 4 that follows, subject to the cash limits (per counterparty) and the time limits shown.

Table 4: Approved investment counterparties and limits for Babergh and Mid Suffolk

Sector	Time limit	Counterparty limit	Sector limit
The UK Government	50 years	Unlimited	n/a
Local authorities & other government entities	25 years	£2m	100%
Secured investments *	25 years	£2m	100%
Banks (unsecured) *	13 months	£2m	100%
Building societies (unsecured) *	13 months	£2m	25%
Registered providers (unsecured) *	5 years	£1m	25%
Money market funds *	n/a	£2m	100%
Strategic pooled funds	n/a	£5m	100%
Other investments *	5 years	£1m	10%

Table 4 should be read in conjunction with the following notes:

- **Credit rating**

Treasury investments in the sectors marked with an asterisk will only be made with entities whose lowest published long-term credit rating is no lower than A-. Where available, the credit rating relevant to the specific investment or class of investment is used, otherwise the counterparty credit rating is used. However, investment decisions are never made solely based on credit ratings, and all other relevant factors including external advice will be taken into account.

For entities without published credit ratings, investments may be made either (a) where external advice indicates the entity to be of similar credit quality; or (b) as part of a diversified pool e.g. via a peer-to-peer platform.

- **Government**

Loans to, and bonds and bills issued or guaranteed by, national governments, regional and local authorities and multilateral development banks. These investments are not subject to bail-in, and there is generally a lower risk of insolvency, although they are not zero risk. Investments with the UK Government are deemed to be zero credit risk due to its ability to create additional currency and therefore may be made in unlimited amounts for up to 50 years.

- **Secured investments**

Investments secured on the borrower's assets, which limits the potential losses in the event of insolvency. The amount and quality of the security will be a key

factor in the investment decision. Covered bonds and reverse repurchase agreements with banks and building societies are exempt from bail-in. Where there is no investment specific credit rating, but the collateral upon which the investment is secured has a credit rating, the higher of the collateral credit rating and the counterparty credit rating will be used. The combined secured and unsecured investments with any one counterparty will not exceed the cash limit for secured investments.

- **Banks and building societies (unsecured)**

Accounts, deposits, certificates of deposit and senior unsecured bonds with banks and building societies, other than multilateral development banks. These investments are subject to the risk of credit loss via a bail-in should the regulator determine that the bank is failing or likely to fail. See below for arrangements relating to operational bank accounts.

- **Registered providers (unsecured)**

Loans to, and bonds issued or guaranteed by, registered providers of social housing or registered social landlords, formerly known as housing associations. These bodies are regulated by the Regulator of Social Housing (in England), the Scottish Housing Regulator, the Welsh Government and the Department for Communities (in Northern Ireland). As providers of public services, they retain the likelihood of receiving government support if needed.

- **Money market funds**

Pooled funds that offer same-day or short notice liquidity and very low or no price volatility by investing in short-term money markets. They have the advantage over bank accounts of providing wide diversification of investment risks, coupled with the services of a professional fund manager in return for a small fee. Although no sector limit applies to money market funds, the Councils will take care to diversify its liquid investments over a variety of providers to ensure access to cash at all times.

- **Strategic pooled funds**

Bond, equity and property funds that offer enhanced returns over the longer term but are more volatile in the short term. These allow the Council to diversify into asset classes other than cash without the need to own and manage the underlying investments. Because these funds have no defined maturity date, but are available for withdrawal after a notice period, their performance and continued suitability in meeting the Councils' investment objectives will be monitored regularly.

- **Real estate investment trusts**

Shares in companies that invest mainly in real estate and pay the majority of their rental income to investors in a similar manner to pooled property funds. As with property funds, REITs offer enhanced returns over the longer term, but are more volatile especially as the share price reflects changing demand for the shares as well as changes in the value of the underlying properties.

- **Other investments**

This category covers treasury investments not listed above, for example unsecured corporate bonds and company loans. Non-bank companies cannot be bailed-in but can become insolvent placing the Councils' investment at risk.

Council banker and Operational bank accounts

- 5.24 The Councils may incur operational exposures, for example through current accounts, collection accounts and merchant acquiring services, to any UK bank with credit ratings no lower than BBB- and with assets greater than £25 billion. These are not classed as investments but are still subject to the risk of a bank bail-in, and balances will therefore be kept below £2m per bank. The Bank of England has stated that in the event of failure, banks with assets greater than £25 billion are more likely to be bailed-in than made insolvent, increasing the chance of the Councils maintaining operational continuity. Both Councils bank with Lloyds Bank plc which currently has a credit rating of A+.

Risk assessment and credit ratings

- 5.25 Credit ratings are obtained and monitored by the Councils treasury advisers, who will notify changes in ratings as they occur. The credit rating agencies in current use are listed in the Treasury Management Practices document. Where an entity has its credit rating downgraded so that it fails to meet the approved investment criteria then:
- no new investments will be made,
 - any existing investments that can be recalled or sold at no cost will be, and
 - full consideration will be given to the recall or sale of all other existing investments with the affected counterparty.
- 5.26 Where a credit rating agency announces that a credit rating is on review for possible downgrade (also known as “rating watch negative” or “credit watch negative”) so that it may fall below the approved rating criteria, then only investments that can be withdrawn on the next working day will be made with that organisation until the outcome of the review is announced. This policy will not apply to negative outlooks, which indicate a long-term direction of travel rather than an imminent change of rating.
- 5.27 See the table in Appendix I for an explanation of the credit ratings issued by the main credit ratings agencies.

Other information on the security of investments

- 5.28 The Councils understand that credit ratings are good, but not perfect, predictors of investment default. Full regard will therefore be given to other available information on the credit quality of the organisations in which it invests, including credit default swap prices, financial statements, information on potential government support, reports in the quality financial press and analysis and advice from the Councils treasury management adviser. No investments will be made with an organisation if there are substantive doubts about its credit quality, even though it may otherwise meet the above criteria.
- 5.29 When deteriorating financial market conditions affect the creditworthiness of all organisations, as happened in 2008 and 2020, this is not generally reflected in credit ratings, but can be seen in other market measures. In these circumstances, the Councils will restrict investments to those organisations of higher credit quality and reduce the maximum duration of investments to maintain the required level of security. The extent of these restrictions will be in line with prevailing financial market conditions.
- 5.30 If these restrictions mean that insufficient commercial organisations of high credit

quality are available to invest the Councils' cash balances, then the surplus will be deposited with the UK Government via the Debt Management Office (DMADF) or invested in government treasury bills for example, or with other local authorities. This will cause investment returns to fall but will protect the principal sum invested.

Investment limits

- 5.31 The Councils' total General Fund reserves available to cover investment losses are forecast to be £6.6m for Babergh and £14.3m for Mid Suffolk on 31 March 2021. In order to minimise the available reserves that would be put at risk in the case of a single default, the maximum that will be lent to any one organisation (other than the UK Government) for the majority of sectors will be £2m.
- 5.32 A group of entities under the same ownership will be treated as a single organisation for limit purposes. Limits are also placed on fund managers, investments in brokers' nominee accounts, foreign countries and industry sectors as per Table 5. Investments in pooled funds and multilateral development banks do not count against the limit for any single foreign country, as the risk is diversified over many countries.
- 5.33 Credit risk exposures arising from non-treasury investments, financial derivatives and operational bank accounts count against the relevant investment limits.

Table 5: Additional Investment limits for Babergh and Mid Suffolk

Investment Limits	Cash limit
Any group of pooled funds under the same management	£5m per manager
Negotiable instruments held in a broker's nominee account	£10m per broker
Foreign countries	£2m per country

Liquidity management

- 5.34 The Councils use purpose-built cash flow forecasts to determine the maximum period for which funds may prudently be committed. The forecast is compiled on a prudent basis to minimise the risk of the Councils being forced to borrow on unfavourable terms to meet its financial commitments. Limits on long-term investments are set by reference to the Councils medium-term budget planning and cash flow forecasts.
- 5.35 The Authority will spread its liquid cash over at least four providers (e.g. bank accounts and money market funds) to ensure that access to cash is maintained in the event of operational difficulties at any one provider.

TREASURY MANAGEMENT INDICATORS

The Councils measure and manage their exposure to treasury management risks using the following indicators:

1. Security

- 1.1 The Councils have adopted a voluntary measure of their exposure to credit risk by monitoring the value-weighted average credit score of their investment portfolio. This is calculated by applying a score to each investment (AAA=1, AA+=2, etc.) and taking the arithmetic average, weighted by the size of each investment. Unrated investments are assigned a score based on their perceived risk. Positions at the 30 September 2020 were Babergh 5.17 and Mid Suffolk 4.72 respectively.

	Target
Portfolio average credit score	7.0

2. Liquidity risk

- 2.1 The Councils have adopted a voluntary measure of their exposure to liquidity risk by monitoring the amount they can borrow each quarter without giving prior notice.

Babergh District Council	2021/22 Target £m
Total sum borrowed in past 3 months without prior notice	£5m

Mid Suffolk District Council	2021/22 Target £m
Total sum borrowed in past 3 months without prior notice	£5m

3. Interest rate exposures

- 3.1 This indicator is set to control the Councils' exposure to interest rate risk. The boundary on the one-year revenue impact of a 1% rise in interest rates will be:

Babergh District Council	2021/22 Limit £m
Upper impact on Revenue of a 1% increase in rates	0.111

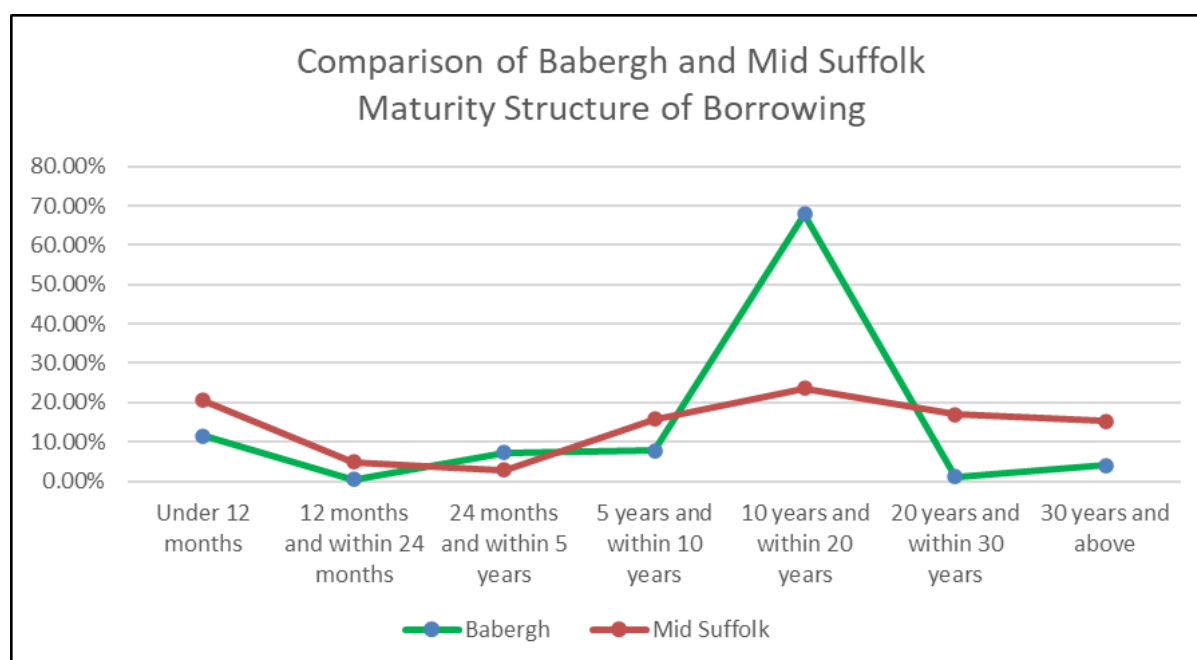
Mid Suffolk District Council	2021/22 Limit £m
Upper impact on Revenue of a 1% increase in rates	0.210

- 3.2 The impact of a change in interest rates is calculated on the assumption that maturing loans and investments will be replaced at current rates.

4. **Maturity structure of borrowing**

- 4.1 This indicator is set to control the Councils exposure to refinancing risk. The upper and lower limits on the maturity structure of borrowing will be:

% of total borrowing	Babergh 30.11.2020 Proportion	Mid Suffolk 30.11.2020 Proportion	Upper Limit %	Lower Limit %
Under 12 months	11.53%	20.59%	50.00	0.00
12 months and within 24 months	0.51%	4.95%	50.00	0.00
24 months and within 5 years	7.20%	2.77%	50.00	0.00
5 years and within 10 years	7.69%	15.79%	100.00	0.00
10 years and within 20 years	67.83%	23.59%	100.00	0.00
20 years and within 30 years	1.14%	16.98%	100.00	0.00
30 years and above	4.10%	15.34%	100.00	0.00



- 4.2 Time periods start on the first day of each financial year. The maturity date of borrowing is the earliest date on which the lender can demand repayment.

5. **Principal sums invested for periods longer than a year**

- 5.1 The purpose of this indicator is to control the Councils exposure to the risk of incurring losses by seeking early repayment of their investments. The limits on the long-term principal sum invested to final maturities beyond the period will be:

Babergh District Council	2021/22 Limit £m	2022/23 Limit £m	2023/24 Limit £m
Limit on principal invested beyond year end	£2m	£2m	£2m

Mid Suffolk District Council	2021/22 Limit £m	2022/23 Limit £m	2023/24 Limit £m
Limit on principal invested beyond year end	£2m	£2m	£2m

6. **Related Matters**

- 6.1 The CIPFA TM Code requires the Councils to include the following in their Joint Treasury Management Strategy.

Policy on the use of financial derivatives

- 6.2 Local authorities have previously made use of financial derivatives embedded into loans and investments both to reduce interest rate risk (e.g. interest rate collars and forward deals) and to reduce costs or increase income at the expense of greater risk (e.g. LOBO loans and callable deposits). The general power of competence in Section 1 of the Localism Act 2011 removes much of the uncertainty over local authorities' use of standalone financial derivatives (i.e. those that are not embedded into a loan or investment).
- 6.3 The Councils will only use standalone financial derivatives (such as swaps, forwards, futures and options) where they can be clearly demonstrated to reduce the overall level of the financial risks that the Councils are exposed to. Additional risks presented, such as credit exposure to derivative counterparties, will be considered when determining the overall level of risk. Embedded derivatives, including those present in pooled funds and forward starting transactions, will not be subject to this policy, although the risks they present will be managed in line with the overall treasury risk management strategy.
- 6.4 Financial derivative transactions may be arranged with any organisation that meets the approved investment criteria. The current value of any amount due from a derivative counterparty will count against the counterparty credit limit and the relevant foreign country limit.
- 6.5 In line with the TM Code, the Councils will seek external advice and will consider that advice before entering into financial derivatives to ensure that they fully understand the implications.

Policy on apportioning interest to the Housing Revenue Account (HRA)

- 6.6 On 1 April 2012, the Councils notionally split each of their existing long-term loans into General Fund and HRA pools. In the future, new long-term loans borrowed will be assigned in their entirety to one pool or the other. Interest payable and other costs/income arising from long-term loans (e.g. premiums and discounts on early redemption) will be charged/credited to the respective revenue account.
- 6.7 Differences between the value of the HRA loans pool and the HRA's underlying need to borrow (adjusted for HRA balance sheet resources available for investment) will result in a notional cash balance which may be positive or negative. This balance will be measured annually, and interest transferred between the General Fund and HRA at each Council's average interest rate on investments, adjusted for credit risk.

Markets in Financial Instruments Directive

- 6.8 The Councils have opted up to professional client status with their providers of financial services, including advisers, banks, brokers and fund managers, allowing access to a greater range of services but without the greater regulatory protections afforded to individuals and small companies. Given the size and range of the Councils' treasury management activities, the S151 Officer believes this to be the most appropriate status.

Financial Implications

- 6.9 The budget for investment income in 2021/22 is £2.77m for Babergh and £4.42m for Mid Suffolk, based on an average investment portfolio of £69.65m for Babergh and £98.83m Mid Suffolk. The average return is 3.98% for Babergh and 4.47% for Mid Suffolk.
- 6.10 The budget for debt interest payable in 2021/22 is £3.57m for Babergh and £3.84m for Mid Suffolk, based on an average debt portfolio of £134.19m for Babergh and £165.99m for Mid Suffolk. The average cost is 2.66% for Babergh and 2.31% for Mid Suffolk.
- 6.11 If actual levels of investments and borrowing, or actual interest rates, differ from that forecast, performance against budget will be correspondingly different.

Other Options Considered

- 6.12 The CIPFA TM Code does not prescribe any particular treasury management strategy for local authorities to adopt. The S151 Officer believes that the above strategy represents an appropriate balance between risk management and cost effectiveness. Some alternative strategies, with their financial and risk management implications, are listed in the following table.

Alternative	Impact on income and expenditure	Impact on risk management
Invest in a narrower range of counterparties and/or for shorter times	Interest income will be lower	Lower chance of losses from credit related defaults, but any such losses may be greater
Invest in a wider range of counterparties and/or for longer times	Interest income will be higher	Increased risk of losses from credit related defaults, but any such losses may be smaller
Borrow additional sums at long-term fixed interest rates	Debt interest costs will rise; this is unlikely to be offset by higher investment income	Higher investment balance leading to a higher impact in the event of a default; however long-term interest costs may be more certain

Alternative	Impact on income and expenditure	Impact on risk management
Borrow short-term or variable loans instead of long-term fixed rates	Debt interest costs will initially be lower	Increases in debt interest costs will be broadly offset by rising investment income in the medium term, but long-term costs may be less certain
Reduce level of borrowing	Saving on debt interest is likely to exceed lost investment income	Reduced investment balance leading to a lower impact in the event of a default; however long-term interest costs may be less certain

ECONOMIC & INTEREST RATE FORECAST

1 Economic background

- 1.1 The impact on the UK from coronavirus, lockdown measures, the rollout of vaccines, as well as the new trading arrangements with the European Union (EU), will remain major influences on the Authority's treasury management strategy for 2021/22.
- 1.2 The Bank of England (BoE) maintained Bank Rate at 0.10% in December 2020 and Quantitative Easing programme at £895 billion having extended it by £150 billion in the previous month. The Monetary Policy Committee (MPC) voted unanimously for both, but no mention was made of the potential future use of negative interest rates. In the November Monetary Policy Report (MPR) forecasts, the Bank expects the UK economy to shrink -2% in Q4 2020 before growing by 7.25% in 2021, lower than the previous forecast of 9%. The BoE also forecasts the economy will now take until Q1 2022 to reach its pre-pandemic level rather than the end of 2021 as previously forecast. By the time of the December MPC announcement, a COVID-19 vaccine was approved for use, which the Bank noted would reduce some of the downside risks to the economic outlook outlined in the November MPR.
- 1.3 UK Consumer Price Inflation (CPI) for November 2020 registered 0.3% year on year, down from 0.7% in the previous month. Core inflation, which excludes the more volatile components, fell to 1.1% from 1.5%. The most recent labour market data for the three months to October 2020 showed the unemployment rate rose to 4.9% while the employment rate fell to 75.2%. Both measures are expected to deteriorate further due to the ongoing impact of coronavirus on the jobs market, particularly when the various government job retention schemes start to be unwound in 2021, with the BoE forecasting unemployment will peak at 7.75% in Q2 2021. In October, the headline 3-month average annual growth rate for wages were 2.7% for total pay and 2.8% for regular pay. In real terms, after adjusting for inflation, total pay growth was up by 1.9% while regular pay was up 2.1%.
- 1.4 GDP growth rebounded by 16.0% in Q3 2020 having fallen by -18.8% in the second quarter, with the annual rate rising to -8.6% from -20.8%. All sectors rose quarter-on-quarter, with dramatic gains in construction (41.2%), followed by services and production (both 14.7%). Monthly GDP estimates have shown the economic recovery slowing and remains well below its pre-pandemic peak. Looking ahead, the BoE's November MPR forecasts economic growth will rise in 2021 with GDP reaching 11% in Q4 2021, 3.1% in Q4 2022 and 1.6% in Q4 2023.
- 1.5 GDP growth in the euro zone rebounded by 12.7% in Q3 2020 after contracting by -3.7% and -11.8% in the first and second quarters, respectively. Headline inflation, however, remains extremely weak, registering -0.3% year-on-year in November, the fourth successive month of deflation. Core inflation registered 0.2% y/y, well below the European Central Bank's (ECB) target of 'below, but close to 2%'. The ECB is expected to continue holding its main interest rate of 0% and deposit facility rate of -0.5% for some time but expanded its monetary stimulus in December 2020, increasing the size of its asset purchase scheme to €1.85 trillion and extended it until March 2022.
- 1.6 The US economy contracted at an annualised rate of 31.4% in Q2 2020 and then rebounded by 33.4% in Q3. The Federal Reserve maintained the Fed Funds rate at

between 0% and 0.25% and announced a change to its inflation targeting regime to a more flexible form of average targeting. The Fed also provided strong indications that interest rates are unlikely to change from current levels over the next three years.

- 1.7 Former vice-president Joe Biden won the 2020 US presidential election. Mr Biden is making tackling coronavirus his immediate priority and will also be reversing several executive orders signed by his predecessor and take the US back into the Paris climate accord and the World Health Organization.

2 Credit outlook

- 2.1 After spiking in late March as coronavirus became a global pandemic and then rising again in October/November, credit default swap (CDS) prices for the larger UK banks have steadily fallen back to almost pre-pandemic levels. Although uncertainly around COVID-19 related loan defaults lead to banks provisioning billions for potential losses in the first half of 2020, drastically reducing profits, reported impairments for Q3 were much reduced in some institutions. However, general bank profitability in 2020 and 2021 may be significantly lower than in previous years.
- 2.2 The credit ratings for many UK institutions were downgraded on the back of downgrades to the sovereign rating. Credit conditions more generally though in banks and building societies have tended to be relatively benign, despite the impact of the pandemic.
- 2.3 Looking forward, the potential for bank losses to be greater than expected when government and central bank support starts to be removed remains a risk, suggesting a cautious approach to bank deposits in 2021/22 remains advisable.

3 Underlying assumptions

- 3.1 The medium-term global economic outlook has improved with the distribution of vaccines, but the recent upsurge in coronavirus cases has worsened economic prospects over the short term.
- 3.2 The Restrictive measures and further lockdowns are likely to continue in the UK and Europe until the majority of the population is vaccinated by the second half of 2021. The recovery period will be strong thereafter, but potentially longer than previously envisaged.
- 3.3 Signs of a slowing UK economic recovery were already evident in UK monthly GDP and PMI data, even before the second lockdown and Tier 4 restrictions. Employment is falling despite an extension to support packages.
- 3.4 The need to support economic recoveries and use up spare capacity will result in central banks maintaining low interest rates for the medium term.
- 3.5 Brexit will weigh on UK activity. The combined effect of Brexit and the after-effects of the pandemic will dampen growth relative to peers, maintain spare capacity and limit domestically generated inflation. The Bank of England will therefore maintain loose monetary conditions for the foreseeable future.

- 3.6 Long Longer-term yields will also remain depressed, anchored by low central bank policy rates, expectations for potentially even lower rates and insipid longer-term inflation expectations. There is a chance yields may follow a slightly different path in the medium term, depending on investor perceptions of growth and inflation, or the deployment of vaccines.

4 Interest Rate Forecast

- 4.1 The Authority's treasury management adviser Arlingclose is forecasting that BoE Bank Rate will remain at 0.1% until at least the first quarter of 2024. The risks to this forecast are judged to be to the downside as the BoE and UK government continue to react to the coronavirus pandemic and the new EU trading arrangements. The BoE extended its asset purchase programme to £895 billion in November while keeping Bank Rate on hold and maintained this position in December. However, further interest rate cuts to zero, or possibly negative, cannot yet be ruled out but this is not part of the Arlingclose central forecast.
- 4.2 Gilt yields are expected to remain very low in the medium-term while short-term yields are likely remain below or at zero until such time as the BoE expressly rules out the chance of negative interest rates or growth/inflation prospects improve. The central case is for 10-year and 20-year to rise to around 0.60% and 0.90% respectively over the time horizon. The risks around the gilt yield forecasts are judged to be broadly balanced between upside and downside risks, but there will almost certainly be short-term volatility due to economic and political uncertainty and events.

4.3 Table 1 Interest Rate Forecast

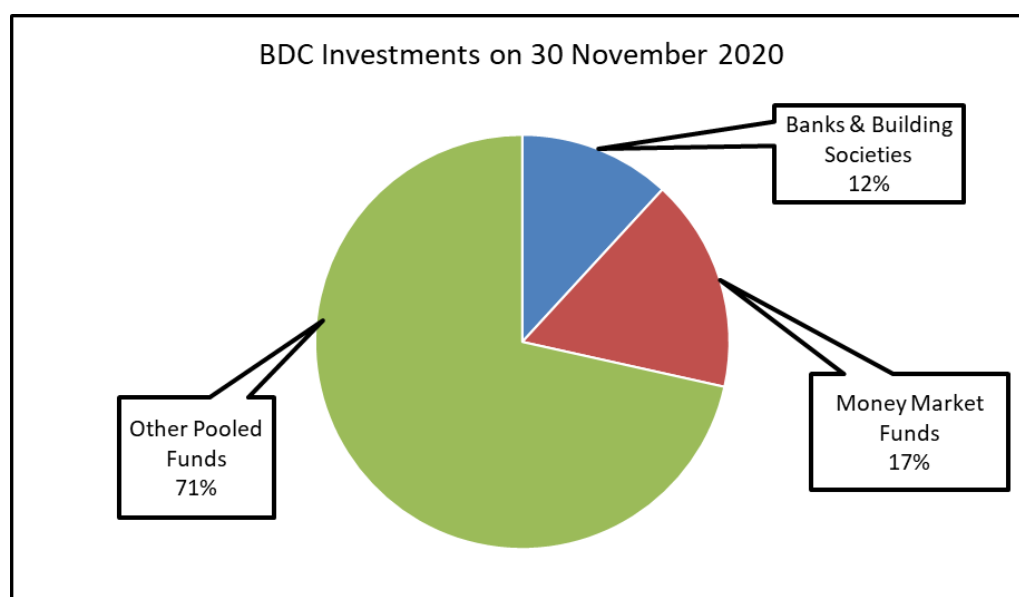
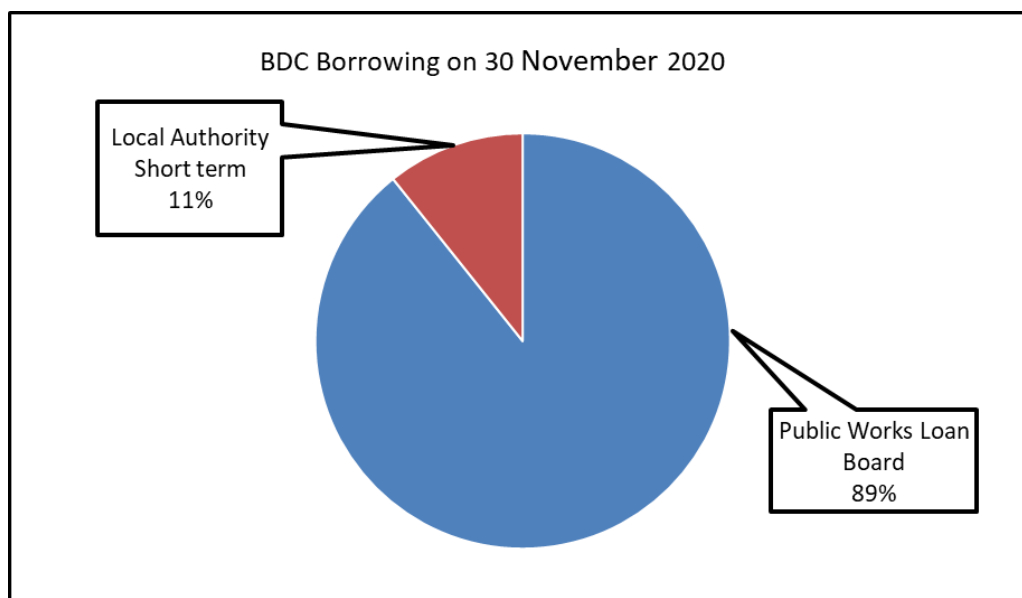
	Mar-21	Jun-21	Sep-21	Dec-21	Mar-22	Jun-22	Sep-22	Dec-22	Mar-23	Jun-23	Sep-23	Dec-23	Mar-24
Official Bank Rate													
Upside risk	0.00	0.00	0.15	0.15	0.15	0.15	0.30	0.30	0.30	0.30	0.30	0.30	0.30
Arlingclose Central Case	0.10	0.10	0.10	0.10	0.10	0.10	0.10	0.10	0.10	0.10	0.10	0.10	0.10
Downside risk	0.30	0.40	0.50	0.50	0.50	0.50	0.50	0.50	0.50	0.50	0.50	0.50	0.50
3-month money market r.													
Upside risk	0.05	0.05	0.10	0.10	0.15	0.20	0.30	0.30	0.30	0.30	0.30	0.30	0.30
Arlingclose Central Case	0.10	0.10	0.15	0.15	0.20	0.20	0.20	0.20	0.20	0.20	0.20	0.20	0.20
Downside risk	0.30	0.40	0.50	0.50	0.50	0.50	0.50	0.50	0.50	0.50	0.50	0.50	0.50
1yr money market rate													
Upside risk	0.05	0.05	0.10	0.10	0.15	0.20	0.40	0.40	0.40	0.40	0.40	0.40	0.40
Arlingclose Central Case	0.15	0.15	0.25	0.25	0.30	0.30	0.30	0.30	0.30	0.30	0.30	0.30	0.30
Downside risk	0.15	0.15	0.15	0.15	0.15	0.15	0.15	0.15	0.15	0.15	0.15	0.15	0.15
5yr gilt yield													
Upside risk	0.40	0.40	0.45	0.45	0.50	0.50	0.55	0.60	0.60	0.65	0.65	0.70	0.70
Arlingclose Central Case	0.00	0.00	0.05	0.10	0.15	0.20	0.20	0.20	0.25	0.25	0.25	0.25	0.25
Downside risk	0.40	0.45	0.50	0.55	0.60	0.60	0.60	0.60	0.60	0.60	0.60	0.60	0.60
10yr gilt yield													
Upside risk	0.30	0.35	0.40	0.45	0.50	0.50	0.55	0.60	0.60	0.65	0.65	0.70	0.70
Arlingclose Central Case	0.25	0.30	0.35	0.35	0.40	0.40	0.45	0.45	0.50	0.55	0.55	0.55	0.60
Downside risk	0.50	0.50	0.55	0.55	0.55	0.55	0.55	0.55	0.55	0.55	0.55	0.55	0.55
20yr gilt yield													
Upside risk	0.40	0.40	0.45	0.45	0.50	0.50	0.55	0.60	0.60	0.65	0.65	0.70	0.70
Arlingclose Central Case	0.70	0.70	0.75	0.75	0.75	0.80	0.80	0.85	0.85	0.85	0.85	0.90	0.90
Downside risk	0.30	0.30	0.35	0.35	0.35	0.40	0.40	0.40	0.40	0.40	0.40	0.40	0.40
50yr gilt yield													
Upside risk	0.40	0.40	0.45	0.45	0.50	0.50	0.55	0.60	0.60	0.65	0.65	0.70	0.70
Arlingclose Central Case	0.60	0.60	0.65	0.65	0.65	0.70	0.70	0.75	0.75	0.75	0.75	0.80	0.80
Downside risk	0.30	0.30	0.35	0.35	0.35	0.40	0.40	0.40	0.40	0.40	0.40	0.40	0.40

PWLB Certainty Rate (Maturity Loans) = Gilt yield + 0.80%

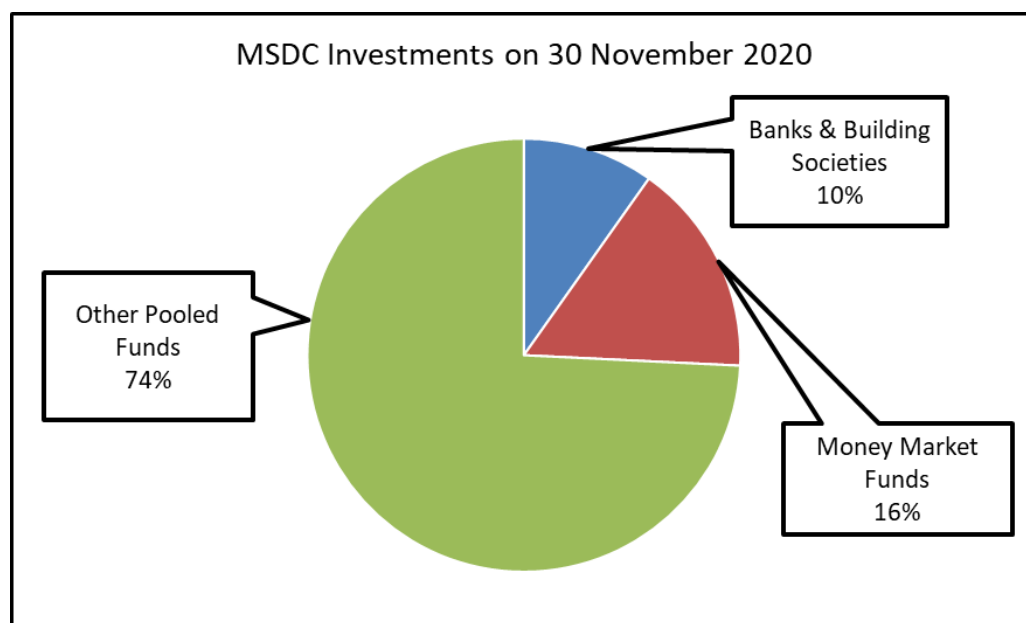
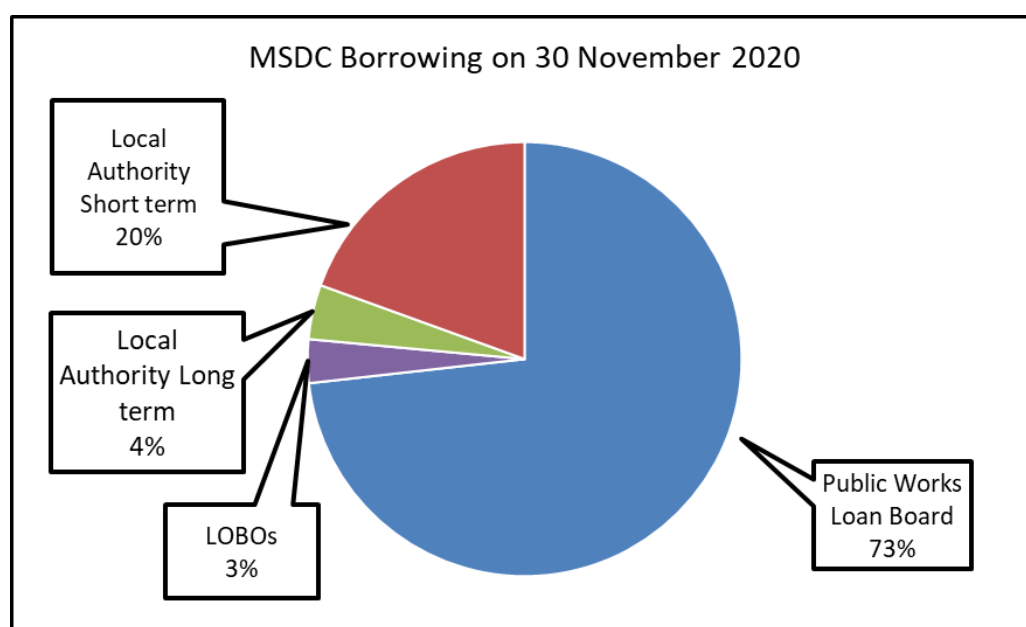
PWLB Infrastructure Rate (Maturity Loans) = Gilt yield + 0.60%

EXISTING INVESTMENT & DEBT PORTFOLIO POSITION

Babergh	30.11.2020 Portfolio £m	Average Rate %
External Borrowing:		
Public Works Loan Board	95.51	3.18%
Local Authority Short term	11.50	0.52%
Total External borrowing	107.01	2.90%
Treasury Investments:		
Banks & Building Societies	1.85	0.04%
Money Market Funds	2.60	0.16%
Other Pooled Funds	11.17	4.30%
Total Treasury Investments	15.61	3.10%
Net Debt	91.39	



Mid Suffolk	30.11.2020 Portfolio £m	Average Rate %
External Borrowing:		
Public Works Loan Board	90.26	3.26%
LOBOs	4.00	4.21%
Local Authority Long term	5.00	1.00%
Local Authority Short term	24.00	0.79%
Total External borrowing	123.26	2.72%
Treasury Investments:		
Banks & Building Societies	1.47	0.02%
Money Market Funds	2.40	0.17%
Other Pooled Funds	11.16	4.29%
Total Treasury Investments	15.04	3.21%
Net Debt	108.22	



TREASURY MANAGEMENT POLICY STATEMENT

1. Introduction and Background

- 1.1 The Councils adopt the key recommendations of the CIPFA Code of Practice on Treasury Management in Public Services 2017 Edition (the TM Code) as described in Section 5 of the Code.
- 1.2 In addition, the Ministry of Housing, Communities and Local Government (MHCLG) revised guidance on Local Councils Investments issued in 2018 requires councils to approve a treasury management investment strategy before the start of each financial year.
- 1.3 Accordingly, the Councils will create and maintain, as the cornerstones for effective treasury management:
 - A treasury management policy statement, stating the policies, objectives and approach to risk management of its treasury management activities.
 - Suitable treasury management practices (TMPs), setting out the manner in which the Councils will seek to achieve those policies and objectives, and prescribing how they will manage and control those activities.
- 1.4 The content of the policy statement and TMPs will follow the recommendations contained in Sections 6 and 7 of the TM Code, subject only to amendment where necessary to reflect the particular circumstances of the Councils. Such amendments will not result in the Councils materially deviating from the TM Code's key principles.
- 1.5 The Full Council meeting for Babergh and Mid Suffolk will receive recommendations from Cabinet on their treasury management policies, practices and activities including, as a minimum, an annual strategy and plan in advance of the year, a half-year review and an annual outturn report after its close.
- 1.6 The Councils delegate responsibility for the implementation of their treasury management policies and practices to the Cabinet, monitoring to the Joint Audit and Standards Committee and the execution and administration of treasury management decisions to the Section 151 Officer and/or Corporate Manager - Financial Services, who will act in accordance with the Councils policy statement, the TMPs and CIPFA's Standard of Professional Practice on Treasury Management.
- 1.7 The Joint Audit and Standards Committee is responsible for ensuring effective scrutiny of the Joint Treasury Management Strategy and policies.

2. Policies and Objectives of Treasury Management Activities

- 2.1 The Councils define their treasury management activities in line with the TM Code definition as: "the management of the organisations investments and cash flows, their banking, money market and capital market transactions; the effective control of the risks associated with those activities; and the pursuit of optimum performance associated with those risks."

- 2.2 The Councils regard the successful identification, monitoring and control of risk to be the prime criteria by which the effectiveness of their treasury management activities will be measured. Accordingly, the analysis and reporting of treasury management activities will focus on the risk implications for the Councils and any financial instruments entered into to manage these risks.
- 2.3 The Councils recognise that effective treasury management will provide support towards the achievement of their business and service objectives. They are therefore committed to the principles of achieving value for money in treasury management, and to employing suitable performance measurement techniques within the context of effective risk management.
- 2.4 Both Councils' borrowing will be affordable, sustainable and prudent and consideration will be given to the management of interest rate risk and refinancing risk. The source from which the borrowing is taken, and the type of borrowing should allow the Councils transparency and control over their debt.
- 2.5 Both Councils' primary objectives in relation to investments remain the security of capital. The liquidity or accessibility of the Councils investments followed by the yield earned on investments remain important but are secondary considerations.

ANNUAL MINIMUM REVENUE PROVISION (MRP) STATEMENT 2021/22

- 1.1 Where the Councils finance their capital expenditure by debt, they must put aside resources to repay that debt in later years. The amount charged to the revenue budget for the repayment of debt is known as Minimum Revenue Provision (MRP), although there has been no statutory minimum since 2008. The Local Government Act 2003 requires the Councils to have regard to the Ministry for Housing, Communities and Local Government's Guidance on Minimum Revenue Provision (the CLG Guidance) most recently issued in 2018 and effective from 1 April 2018.
- 1.2 The broad aim of the CLG Guidance is to ensure that debt is repaid over a period that is either reasonably commensurate with that over which the capital expenditure provides benefits, or, in the case of borrowing supported by grant income that has been rolled into Government Revenue Support Grant, reasonably commensurate with the period implicit in the determination of that grant.
- 1.3 A charge to a revenue account for MRP cannot be a negative charge.
- 1.4 The CLG Guidance requires Full Council to approve an Annual MRP Statement each year and recommends a number of options for calculating an amount of MRP that they consider to be prudent. The following paragraph lists the options recommended in the Guidance.
- 1.5 The four MRP options available are:
 - Option 1: Regulatory Method
 - Option 2: CFR Method
 - Option 3: Asset Life Method
 - Option 4: Depreciation Method
- 1.6 For capital expenditure incurred before 1 April 2008, MRP will be determined in accordance with the former regulations that applied on 31 March 2008, incorporating an "Adjustment A" of £2.4m for Mid Suffolk (Option 1). Babergh does not have any capital expenditure incurred before 1st April 2008 on which to charge MRP.
- 1.7 For capital expenditure incurred after 31 March 2008, MRP will be determined by charging the expenditure over the expected useful life of the relevant asset on an annuity basis using an interest rate equivalent to the average PWLB annuity rate for the year of expenditure. MRP charges start in the year after the asset becomes operational. MRP on purchases of freehold land will be charged over 50 years. MRP on expenditure not related to fixed assets but which has been capitalised by regulation or direction will be charged over 20 years. (Option 3).
- 1.8 For assets acquired by leases, MRP will be determined as being equal to the element of the rent or charge that goes to write down the balance sheet liability.
- 1.9 Where investments are made in the Councils' subsidiaries for the purpose of the companies purchasing land and buildings, MRP will be charged over 40 years.
- 1.10 For capital expenditure loans to third parties that are repaid in annual or more frequent instalments of principal, the Councils will make no MRP charge, but will instead apply the capital receipts arising from principal repayments to reduce the capital financing requirement. In years where there is no principal repayment, MRP will be charged in accordance with the MRP policy for the assets funded by the loan,

including where appropriate, delaying MRP until the year after the assets become operational.

- 1.11 No MRP will be charged in respect of assets held within the Housing Revenue Account. However, voluntary MRP contributions from the HRA may be made.
- 1.12 Capital expenditure incurred during 2020/21 will not be subject to an MRP charge until 2021/22 and capital expenditure incurred during 2021/22 will not be subject to an MRP charge until 2022/23.
- 1.13 If it is ever proposed to vary the terms of the original MRP Statement during the year, a revised statement will be put to Full Council at that time.
- 1.14 Based on the Councils' latest estimates of their Capital Financing Requirements on 31 March 2021, the budget for MRP for 2021/22 has been set as follows:

Babergh District Council	31.3.2021 Estimated CFR £m	2021/22 Estimated MRP £m
Capital expenditure before 01.04.2008	(0.38)	-
Unsupported capital expenditure after 31.3.2008	28.86	1.27
Transferred debt to HRA	(0.33)	-
Loans to other bodies repaid in instalments	43.87	-
Total General Fund	72.03	1.27
Assets in the Housing Revenue Account	11.10	-
HRA subsidy reform payment	79.25	-
Transferred debt from GF	0.33	-
Total Housing Revenue Account	90.67	-
Total CFR	162.71	1.27

Mid Suffolk District Council	31.3.2021 Estimated CFR £m	2021/22 Estimated MRP £m
Capital expenditure before 01.04.2008	8.14	0.08
Unsupported capital expenditure after 31.3.2008	36.02	1.29
Transferred debt to HRA	(0.71)	-
Loans to other bodies repaid in instalments	53.22	-
Total General Fund	96.66	1.37
Assets in the Housing Revenue Account	33.59	-
HRA subsidy reform payment	57.21	-
Transferred debt from GF	0.71	-
Total Housing Revenue Account	91.51	-
Total CFR	188.18	1.37

INSTITUTIONS MEETING HIGH CREDIT RATINGS CRITERIA

- 1.1 Detailed below is the list of the banks and building societies that both Councils can lend to (based on information on credit risk and credit ratings as at November 2020). This will be continuously monitored as the position changes throughout the year as credit ratings are reviewed and additional market information is evaluated.
- 1.2 This is based on UK Banks and Building Societies A-, Money Market Funds, Foreign Banks AA-. Foreign banks must be in a country with a sovereign rating of AAA.

Counterparty	Long term rating - Fitch	Duration
UK BANKS		
Bank of Scotland PLC	A+	35 days
Barclays Bank PLC	A+	35 days
Barclays Bank UK PLC	A+	35 days
HSBC Bank PLC	AA-	35 days
HSBC UK Bank PLC	AA-	35 days
Lloyds Bank PLC	A+	35 days
National Westminster Bank	A+	35 days
Royal Bank of Scotland PLC/T	A+	35 days
Santander UK PLC	A+	35 days
Standard Chartered Bank	A+	35 days
Ulster Bank PLC	A+	35 days
UK BUILDING SOCIETIES		
Nationwide Building Society	A+	35 days
FOREIGN BANKS		
Australia		
Australia and NZ Banking Group	A+	35 days
National Australia Bank	A+	35 days
Finland		
Nordea Bank AB	AA	35 days
Germany		
DZ Bank AG Deutsche Zentral	AA-	35 days
Landesbank Baden Wuerttemberg	A	35 days
Netherlands		
Cooperative Rabobank	AA-	35 days
Singapore		
DBS Bank Ltd	AA-	35 days

Counterparty	Long term rating - Fitch	Duration
MONEY MARKET FUNDS (MMF)		
Aberdeen Standard Sterling Liquidity Fund	AAAmmf	Overnight
Goldman Sterling Liquid Reserves Fund	AAAmmf	Overnight
Insight Sterling Liquidity Fund	AAAmmf	Overnight
Federated Investors (UK) Sterling Liquidity Fund	AAAmmf	Overnight
Invesco AIM STUC Sterling Liquidity Portfolio	AAAmmf	Overnight
Blackrock Institutional Sterling Liquidity Fund	AAAmmf	Overnight

- 1.3 MMFs – Federated is domiciled in the UK for tax and administration purposes, Standard Life, Goldman Sachs, BlackRock, Invesco and Insight are domiciled in Ireland for tax and administration purposes.

Long Term Investments Grades - Fitch

Agency - Fitch	
Rating	Definition
AAA	Highest credit quality – ‘AAA’ ratings denote the lowest expectation of credit risk. They are assigned only in case of exceptionally strong capacity for payment of financial commitments. This capacity is highly unlikely to be adversely affected by foreseeable events.
AA	Very high credit quality ‘AA’ ratings denote expectations of very low credit risk. They indicate very strong capacity for payment of financial commitments. This capacity is not significantly vulnerable to foreseeable events.
A	High credit quality – ‘A’ ratings denote expectations of low credit risk. The capacity for payment of financial commitments is considered strong. This capacity may, nevertheless, be more vulnerable to changes in circumstances or in economic conditions than is the case for higher ratings.

Long Term Investments Grades – Moody’s

Agency - Moody’s	
Rating	Definition
Aaa	Obligations rated Aa are judged to be of high quality and are subject to very low credit risk.
Aa1	
Aa2	
Aa3	
A1	Obligations rated A are considered upper-medium grade and are subject to low credit risk.
A2	
A3	

Long Term Investments Grades – Standard & Poor’s

Agency - Standard & Poor’s	
Rating	Definition
AAA	An obligator rated ‘AAA’ has extremely strong capacity to meet its financial commitments. ‘AAA’ is the highest issuer credit rating assigned by Standard & Poor’s.
AA	An obligator rated ‘AA’ has very strong capacity to meet its financial commitments. It differs from the highest rated obligators only to a small degree.
A	An obligator rated ‘A’ has strong capacity to meet its financial commitments but is somewhat more susceptible to the adverse effects of changes in circumstances and economic conditions than obligators in higher rated categories.

Glossary of Terms

CCLA	Churches, Charities and Local Authority Property Fund
CFR	Capital Financing Requirement. The underlying need to borrow to finance capital expenditure.
CIPFA	The Chartered Institute of Public Finance and Accountancy. This is the leading professional accountancy body for public services.
CLG	Ministry for Housing, Communities and Local Government. This is a ministerial department.
DMADF	Debt Management Account Deposit Facility.
Funding Circle	Accounts set up to lend money to local and national businesses at competitive rates
GDP	Gross Domestic Product. This is the market value of all officially recognised goods and services produced within a country in a given period of time.
HRA	Housing Revenue Account. The statutory account to which are charged the revenue costs of providing, maintaining and managing Council dwellings. These costs are financed by tenants' rents.
LOBO	Lender's Option Borrower's Option. This is a loan where the lender has certain dates when they can increase the interest rate payable and, if they do, the Council has the option of accepting the new rate or repaying the loan.
MIFID II	Markets in Financial Instruments Directive 2014/65/EU. Effective from 1 January 2018. The Councils have met the conditions to opt up to professional status. The Councils will continue to have access to products including money market funds, pooled funds, treasury bills, bonds, shares and to financial advice.
MPC	Monetary Policy Committee – A committee of the Bank of England which meets each month to decide the official interest in the UK. It is also responsible for other aspects of the Government's monetary policy framework such as quantitative easing and forward guidance.
MRP	Minimum Revenue Provision. Local authorities are required to make a prudent provision for debt redemption on General Fund borrowing.

PWLB	Public Works Loan Board - offers loans to local authorities below market rates.
QE	Quantitative Easing. The purchase of Government bonds by the Bank of England to boost the money supply.
T Bills	Treasury Bill. A short-term Government Bond.
UBS	UBS Multi Asset Income Fund (UK) - a pooled fund

This page is intentionally left blank

Agenda Item 8

BABERGH AND MID SUFFOLK DISTRICT COUNCILS

TO: Joint Audit and Standards Committee	REPORT NUMBER: JAC/20/11
FROM: Corporate Manager – Democratic Services	DATE OF MEETING: 25 January 2021

JOINT AUDIT AND STANDARDS COMMITTEE FORWARD PLAN

Date of Committee – 25 January 2021

Topic	Purpose	Lead Officer
Joint Capital, Investment and Treasury Management Strategies 2021/22	To note and make Recommendations to both full Councils	Cabinet Members - Finance

Date of Committee – 29 March 2021

Topic	Purpose	Lead Officer
Joint Annual Audit Letter for 2019/20	For comment and agreement	Corporate Manager – Financial Services
Managing the Risk of Fraud and Corruption - Annual Report	For comment and agreement	Corporate Manager – Internal Audit
Internal Audit Plan 2020/21	For comment and agreement	Corporate Manager – Internal Audit
External Audit Interim Update Report 2019/20	To note	Ernst and Young
Statement of Accounts and Auditors Report 2019/20	To approve the final audited Statements of Accounts and the joint external auditor's report for 2019/20	Corporate Manager – Financial Services
Constitutional Update	To agree any Constitutional amendments as reported by the Monitoring Officer	Monitoring Officer
Complaints Monitoring report	To note	Monitoring Officer

Date of Committee – 17 May 2021

Topic	Purpose	Lead Officer
Joint Audit Plan 2019/20	To Note	Ernst and Young
Constitutional Update	To agree any Constitutional amendments as reported by the Monitoring Officer	Monitoring Officer
Complaints Monitoring report	To note	Monitoring Officer

Date of Committee – 29 July 2021

Topic	Purpose	Lead Officer
Non Salary Expenses – 2020/21	To Note	Corporate Manager – Financial Services
Constitutional Update	To agree any Constitutional amendments as reported by the Monitoring Officer	Monitoring Officer
Complaints Monitoring report	To note	Monitoring Officer