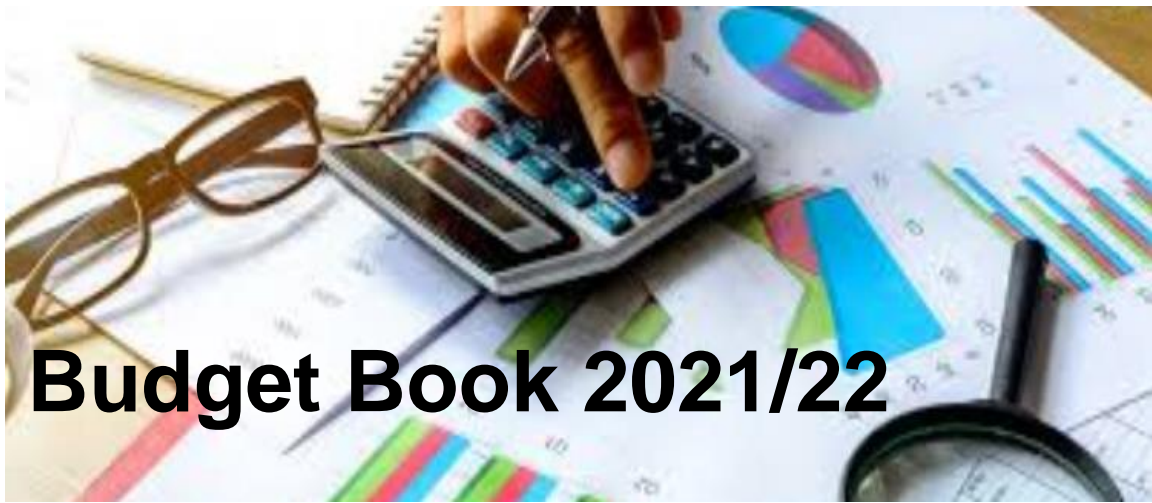



Appendix D



Budget Book 2021/22



Budget Book 2021/22

Contents	Page
General Fund Summary	3
Services and Activities Summary	4
Sustainable Communities	5
Housing	6
Economic Development and Regeneration	7
Environment and Commercial Partnerships	8
Customers, Digital Transformation and Improvement	9
Corporate Resources	10
Law and Governance	11
Assets and Investments	12
Housing Revenue Account (HRA)	13
Capital Programme - General Fund	14
Capital Programme - HRA	15
Reserves	16



GENERAL FUND REVENUE BUDGET SUMMARY

	2020/21 £'000	2021/22 £'000	Movement £'000
1 Employee Costs	7,878	8,141	262
2 Premises	1,036	1,164	128
3 Supplies & Services	4,369	4,473	103
4 Transport	144	207	63
5 Contracts	4,531	4,876	345
6 Third Party Payments	14,654	13,795	(858)
7 Income	(20,992)	(20,613)	379
9 Charge to HRA (Corporate Overheads)	(1,200)	(1,243)	(43)
10 Charge to Capital (Corporate Overheads)	(4)	(4)	0
11 Transfers to Reserves	25	645	619
<u>Capital Financing Charges</u>			
12 Interest Payable (Pooled Funds)	30	30	-
13 Interest Payable (CIFCO)	596	289	(307)
14 Interest Payable (CIFCO - further investment)	106	91	(15)
15 MRP	1,136	1,266	130
<u>Investment Income</u>			
16 Pooled Funds	(569)	(569)	-
17 Interest Receivable (Cash Surplus)	(15)	(15)	-
18 Interest Receivable (CIFCO)	(1,162)	(1,156)	6
19 Interest Receivable (CIFCO - further investment)	(594)	(1,023)	(430)
20 Net Service Cost	9,969	10,353	384
21 Transfers from Reserves - earmarked	(278)	(271)	7
22 Transformation Fund - Community Capacity Building	-	(64)	(64)
23 New Homes Bonus	(1,055)	(835)	219
24 S31 Business Rates Grant - to balance the budget	(1,577)	(1,486)	91
25 Baseline business rates	(1,880)	(2,131)	(251)
26 Business rates levy	527	576	48
27 Business rates – growth/pooling benefit	(323)	(312)	11
28 Business rates – collection fund deficit / (surplus)	(85)	222	307
29 Rural Services Delivery Grant	(227)	(238)	(11)
30 Lower Tier Services Grant	-	(91)	(91)
31 Council Tax	(5,774)	(5,813)	(39)
32 Surplus on Council Tax Collection fund	(9)	64	73
33 Local Council Tax Support Grant - Babergh	-	(77)	(77)
34 Local Council Tax Support Grant - Town & Parish Councils	-	(39)	(39)
35 Total Funding	(10,680)	(10,494)	186
36 Transfer to Transformation Fund	711	-	(711)
37 Transfer to Climate Change & Biodiversity earmarked reserve	-	143	143
38 Shortfall / (Surplus) funding	-	-	-

Council Tax Base	34,196.23	33,437.14	(759.09)
Council Tax for Band D Property	168.86	173.86	£5.00
Council Tax £'000	5,774	5,813	39



GENERAL FUND BUDGET - Services and Activities Summary

	Employee Costs	Premises Costs	Supplies & Services	Major Contracts	Third Party Payments	Transport Costs	Income	Charge to HRA / Capital Corporate Overheads	Transfer to / (from) earmarked reserves	Net Expenditure
	£'000	£'000	£'000	£'000	£'000	£'000	£'000	£'000	£'000	£'000
Sustainable Communities										
Chief Planning Officer	1,222	-	440	-	-	22	(1,085)	675	-	1,274
Communities	462	-	286	-	-	10	-	102	(170)	691
Strategic Planning	376	-	376	-	-	1	(342)	150	46	606
TOTAL	2,060	-	1,102	-	-	33	(1,427)	927	(124)	2,571
Housing										
Housing Solutions	600	124	130	0	-	15	(306)	186	11	761
Strategic Housing	129	-	9	-	-	3	(10)	125	(26)	229
TOTAL	730	124	139	0	-	18	(316)	311	(15)	991
Economic Development and Regeneration										
Economy and Business	248	1	46	6	-	2	(10)	96	(21)	368
TOTAL	248	1	46	6	-	2	(10)	96	(21)	368
Environment and Commercial Partnerships										
Building Control	414	2	14	-	-	16	(367)	146	-	223
Health and Safety, Business Continuity and Emergency Planning	100	-	68	-	-	1	-	(143)	-	27
Leisure	-	57	-	245	-	-	(32)	34	-	305
Waste Services	297	-	802	2,402	-	9	(2,273)	274	-	1,511
Public Protection	638	2	69	-	-	15	(191)	448	-	981
Countryside and Public Realm	199	366	416	850	-	89	(279)	268	-	1,909
Service Improvement	31	-	-	-	-	-	-	-	-	-
TOTAL	1,679	427	1,369	3,497	-	131	(3,142)	1,026	-	4,956
Customers, Digital Transformation and Improvement										
Customer Operations	506	7	54	-	-	-	-	(566)	-	-
Digital Transformation and Improvement	129	-	6	-	-	-	-	(135)	-	-
ICT	229	-	366	273	-	-	-	(867)	-	-
Communications	157	-	18	-	-	0	-	(175)	-	(0)
TOTAL	1,021	7	443	273	-	0	-	(1,743)	-	(0)
Corporate Resources										
HR and Organisational Development	400	-	35	-	-	0	-	(409)	(26)	(0)
Finance, Commissioning and Procurement	526	234	263	1,033	13,795	19	(14,673)	(510)	(39)	648
Senior Leadership Team	604	-	68	-	-	1	-	(265)	(21)	388
TOTAL	1,530	234	366	1,033	13,795	20	(14,673)	(1,184)	(85)	1,036
Law and Governance										
Electoral Services and Land Charges	189	-	92	-	-	-	(221)	84	25	170
Governance and Civic Office	136	-	324	-	-	3	(2)	(69)	-	392
Internal Audit	78	-	29	-	-	0	(3)	(103)	-	0
Shared Legal Services	203	-	262	-	-	-	(102)	(362)	-	-
TOTAL	606	-	707	-	-	3	(329)	(450)	25	562
Assets and Investments										
Strategic Property	161	372	287	67	-	0	(682)	(230)	-	(24)
The Council's Companies	106	-	15	-	-	-	(34)	-	-	87
TOTAL	268	372	301	67	-	0	(715)	(230)	-	63
TOTAL	8,141	1,164	4,473	4,876	13,795	207	(20,612)	(1,247)	(221)	10,546

GENERAL FUND BUDGET - Sustainable Communities

Chief Planning Officer	Employee Costs	Premises Costs	Supplies & Services	Major Contracts	Third Party Payments	Transport Costs	Income	Charge to HRA / Capital Corporate Overheads)	Transfer to / (from) earmarked reserves	Net Expenditure
	£'000	£'000	£'000	£'000	£'000	£'000	£'000	£'000	£'000	£'000
Development Management	944	-	189	-	-	14	(985)	547	-	708
Development Management - appeals	-	-	217	-	-	-	-	2	-	219
Pre application	-	-	16	-	-	-	(55)	-	-	(39)
Planning Performance Agreements	-	-	15	-	-	-	(25)	-	-	(10)
Conservation	119	-	0	-	-	4	(20)	53	-	157
Planning Enforcement	159	-	4	-	-	5	-	73	-	240
	1,222	-	440	-	-	22	(1,085)	675	-	1,274

Communities	Employee Costs	Premises Costs	Supplies & Services	Major Contracts	Third Party Payments	Transport Costs	Income	Charge to HRA / Capital Corporate Overheads)	Transfer to / (from) earmarked reserves	Net Expenditure
	£'000	£'000	£'000	£'000	£'000	£'000	£'000	£'000	£'000	£'000
Community Achievement Awards	-	-	3	-	-	-	-	0	-	3
Community Development	381	-	1	-	-	10	-	136	(60)	469
Grants and Contributions	-	-	213	-	-	-	-	-	(64)	149
Wellbeing	46	-	-	-	-	-	-	-	(46)	-
Policy and Strategy Health and Well-being	-	-	38	-	-	-	-	-	-	38
Community Safety-General	-	-	24	-	-	-	-	-	-	24
Business Improvement	35	-	-	-	-	-	-	(35)	-	-
Womens Cycle Tour	-	-	8	-	-	-	-	-	-	8
	462	-	286	-	-	10	-	102	(170)	691

Strategic Planning	Employee Costs	Premises Costs	Supplies & Services	Major Contracts	Third Party Payments	Transport Costs	Income	Charge to HRA / Capital Corporate Overheads)	Transfer to / (from) earmarked reserves	Net Expenditure
	£'000	£'000	£'000	£'000	£'000	£'000	£'000	£'000	£'000	£'000
Infrastructure Team - CIL	111	-	-	-	-	-	(102)	-	-	9
Strategic Planning General	-	-	2	-	-	-	-	-	-	2
Development Policy and Local Plans	242	-	85	-	-	1	-	150	-	478
Local Plans	-	-	118	-	-	-	-	-	-	118
Neighbourhood Plans	23	-	172	-	-	-	(240)	-	46	-
	376	-	376	-	-	1	(342)	150	46	606

TOTAL	2,060	-	1,102	-	-	33	(1,427)	927	(124)	2,571
--------------	--------------	----------	--------------	----------	----------	-----------	----------------	------------	--------------	--------------

GENERAL FUND BUDGET - Housing Solutions

Housing Solutions	Employee Costs £'000	Premises Costs £'000	Supplies & Services £'000	Major Contracts £'000	Third Party Payments £'000	Transport Costs £'000	Income £'000	Charge to HRA / Capital Corporate Overheads) £'000	Transfer to / (from) earmarked reserves £'000	Net Expenditure £'000
Housing Information	67	-	-	-	-	0	-	98	-	166
Housing Standards	153	-	0	-	-	4	-	24	-	181
Home Improvement Agency	-	-	-	-	-	-	-	1	-	1
Mobile Home Sites	-	-	-	-	-	-	(1)	-	-	(1)
HMO Licence	-	-	-	-	-	-	(1)	0	-	(1)
Homelessness Private Sector	-	18	110	-	-	-	(65)	39	-	102
Rent Deposit Scheme	21	40	1	-	-	3	(8)	(58)	-	(2)
Homeless Prevention Fund	257	-	10	-	-	8	(43)	83	(19)	296
Homelessness Prevention Grant	-	-	-	-	-	-	(60)	-	60	-
Other Temp Accommodation	86	-	1	-	-	-	-	-	(14)	73
Old School House	-	27	1	0	-	-	(26)	-	(1)	1
Guaranteed Rent Scheme	17	40	8	-	-	-	(102)	-	(16)	(54)
	600	124	130	0	-	15	(306)	186	11	761

Strategic Housing	Employee Costs £'000	Premises Costs £'000	Supplies & Services £'000	Major Contracts £'000	Third Party Payments £'000	Transport Costs £'000	Income £'000	Charge to HRA / Capital Corporate Overheads) £'000	Transfer to / (from) earmarked reserves £'000	Net Expenditure £'000
Community Housing Fund	24	-	1	-	-	1	-	5	(26)	5
Strategic Housing	106	-	8	-	-	2	(10)	120	-	225
	129	-	9	-	-	3	(10)	125	(26)	229

TOTAL	730	124	139	0	-	18	(316)	311	(15)	991
--------------	------------	------------	------------	----------	----------	-----------	--------------	------------	-------------	------------



GENERAL FUND BUDGET - Economic Development and Regeneration

Economic Development and Regeneration	Employee Costs £'000	Premises Costs £'000	Supplies & Services £'000	Major Contracts £'000	Third Party Payments £'000	Transport Costs £'000	Income £'000	Charge to HRA / Capital Corporate Overheads) £'000	Transfer to / (from) earmarked reserves £'000	Net Expenditure £'000
Hadleigh Market	-	1	-	6	-	-	(5)	-	-	2
Economy and Business	142	-	21	-	-	2	-	45	-	210
Tourism General	-	-	25	-	-	-	(5)	50	-	71
Regeneration	84	-	-	-	-	1	-	-	-	85
4 Towns Visioning	21	-	-	-	-	-	-	-	(21)	-
	248	1	46	6	-	2	(10)	96	(21)	368
TOTAL	248	1	46	6	-	2	(10)	96	(21)	368

GENERAL FUND BUDGET - Environment and Commercial Partnerships

Building Control	Employee Costs	Premises Costs	Supplies & Services	Major Contracts	Third Party Payments	Transport Costs	Income	Charge to HRA / Capital Corporate Overheads	Transfer to / (from) earmarked reserves	Net Expenditure
	£'000	£'000	£'000	£'000	£'000	£'000	£'000	£'000	£'000	£'000
Building Regulations: chargeable service	285	-	9	-	-	11	(337)	103	-	(32)
Building Regulations: non-chargeable service	62	-	-	-	-	2	-	21	-	64
Building Regulations: other activities	41	-	-	-	-	2	-	13	-	43
Commercial Income	-	-	3	-	-	-	(6)	0	-	(3)
Dangerous Structures	-	0	-	-	-	-	(0)	-	-	(0)
Street Naming and Numbering	25	2	2	-	-	1	(24)	8	-	5
	414	2	14	-	-	16	(367)	146	-	78

Health and Safety, Business Continuity and Emergency Planning	Employee Costs	Premises Costs	Supplies & Services	Major Contracts	Third Party Payments	Transport Costs	Income	Charge to HRA / Capital Corporate Overheads	Transfer to / (from) earmarked reserves	Net Expenditure
	£'000	£'000	£'000	£'000	£'000	£'000	£'000	£'000	£'000	£'000
Civil Protection and Emergency Planning	-	-	25	-	-	-	-	1	-	27
Health and Safety	100	-	43	-	-	1	-	(144)	-	-
	100	-	68	-	-	1	-	(143)	-	27

Leisure	Employee Costs	Premises Costs	Supplies & Services	Major Contracts	Third Party Payments	Transport Costs	Income	Charge to HRA / Capital Corporate Overheads	Transfer to / (from) earmarked reserves	Net Expenditure
	£'000	£'000	£'000	£'000	£'000	£'000	£'000	£'000	£'000	£'000
Hadleigh Pool	-	21	-	71	-	-	-	16	-	108
Kingfisher Leisure Centre	-	36	-	142	-	-	-	18	-	196
New Hadleigh Pool & Leisure	-	-	-	32	-	-	(32)	1	-	1
	-	57	-	245	-	-	(32)	34	-	305

Waste Services	Employee Costs	Premises Costs	Supplies & Services	Major Contracts	Third Party Payments	Transport Costs	Income	Charge to HRA / Capital Corporate Overheads	Transfer to / (from) earmarked reserves	Net Expenditure
	£'000	£'000	£'000	£'000	£'000	£'000	£'000	£'000	£'000	£'000
Domestic Waste	186	-	360	1,783	-	9	(416)	139	-	2,062
Binny Sites	15	-	55	-	-	0	(130)	10	-	(50)
Trade Waste	22	-	246	162	-	0	(646)	21	-	(195)
Garden Waste	74	-	141	456	-	0	(1,081)	103	-	(306)
	297	-	802	2,402	-	9	(2,273)	274	-	1,511

Public Protection	Employee Costs	Premises Costs	Supplies & Services	Major Contracts	Third Party Payments	Transport Costs	Income	Charge to HRA / Capital Corporate Overheads	Transfer to / (from) earmarked reserves	Net Expenditure
	£'000	£'000	£'000	£'000	£'000	£'000	£'000	£'000	£'000	£'000
Other Housing Matters	-	-	12	-	-	-	-	62	-	74
Food & Safety (General)	245	0	1	-	-	6	(1)	109	-	361
Animal Welfare Licensing	-	-	4	-	-	-	(12)	8	-	(0)
Health & Safety Regulation	-	-	-	-	-	-	(1)	-	-	(1)
Food Safety	-	-	-	-	-	-	-	23	-	23
Water Sampling	-	-	5	-	-	-	(5)	0	-	0
Environmental Protection	310	-	11	-	-	9	(5)	150	-	476
Abandoned Vehicles	-	-	1	-	-	-	-	24	-	24
Land Drainage	-	-	2	-	-	-	-	2	-	3
Climate Change and Sustainability	-	2	9	-	-	-	-	0	-	11
Dog Control	-	-	8	-	-	-	-	0	-	8
Licensing	82	-	-	-	-	-	-	-	-	82
Taxi & Private Hire Licensing	-	-	17	-	-	-	(81)	34	-	(30)
Alcohol, Entertainments & Late Night Refreshment Licensing	-	-	0	-	-	-	(82)	23	-	(59)
Gambling & Small Lotteries Licences	-	-	-	-	-	-	(3)	6	-	3
Miscellaneous Other Licences	-	-	-	-	-	-	-	6	-	6
	638	2	69	-	-	15	(191)	448	-	981

Countryside and Public Realm	Employee Costs	Premises Costs	Supplies & Services	Major Contracts	Third Party Payments	Transport Costs	Income	Charge to HRA / Capital Corporate Overheads	Transfer to / (from) earmarked reserves	Net Expenditure
	£'000	£'000	£'000	£'000	£'000	£'000	£'000	£'000	£'000	£'000
Footpaths	24	-	5	-	-	1	(20)	8	-	18
Navland Sports and Burial Ground	-	-	-	2	-	-	-	-	-	2
Public Conveniences	-	58	26	42	-	-	-	5	-	131
Street and Major Road Cleansing	6	-	76	406	-	24	(36)	28	-	504
Open Spaces	115	2	134	380	-	54	(38)	136	-	783
Public Tree Programme	46	46	-	-	-	3	-	21	-	116
Pin Mill Car Park	0	2	9	1	-	0	(12)	2	-	2
Hadleigh Car Parks	2	42	35	6	-	0	(35)	13	-	63
Sudbury Car Parks	6	215	93	13	-	2	(139)	54	-	244
A14 Cleansing	-	-	-	-	-	6	-	-	-	6
The Greenways Project	-	-	6	-	-	-	-	0	-	6
AONB Contribution	-	-	32	-	-	-	-	1	-	32
	199	366	416	850	-	89	(279)	268	-	1,906

Service Improvement	Employee Costs	Premises Costs	Supplies & Services	Major Contracts	Third Party Payments	Transport Costs	Income	Charge to HRA / Capital Corporate Overheads	Transfer to / (from) earmarked reserves	Net Expenditure
	£'000	£'000	£'000	£'000	£'000	£'000	£'000	£'000	£'000	£'000
Service Improvement	31	-	-	-	-	-	-	-	-	31
	31	-	-	-	-	-	-	-	-	31

TOTAL	Employee Costs	Premises Costs	Supplies & Services	Major Contracts	Third Party Payments	Transport Costs	Income	Charge to HRA / Capital Corporate Overheads	Transfer to / (from) earmarked reserves	Net Expenditure
	£'000	£'000	£'000	£'000	£'000	£'000	£'000	£'000	£'000	£'000
	1,679	427	1,369	3,497	-	131	(3,142)	1,026	-	4,838

GENERAL FUND BUDGET - Customers, Digital Transformation and Improvement

Customer Operations	Employee Costs	Premises Costs	Supplies & Services	Major Contracts	Third Party Payments	Transport Costs	Income	Charge to HRA / Capital	Transfer to / (from) earmarked reserves	Net Expenditure
	£'000	£'000	£'000	£'000	£'000	£'000	£'000	£'000	£'000	£'000
Customer Services	506	-	2	-	-	-	-	(507)	-	(0)
Sudbury Customer Access Point	-	-	36	-	-	-	-	(36)	-	-
Stowmarket Customer Access Point	-	7	16	-	-	-	-	(23)	-	0
	506	7	54	-	-	-	-	(566)	-	(0)

Digital Transformation and Improvement	Employee Costs	Premises Costs	Supplies & Services	Major Contracts	Third Party Payments	Transport Costs	Income	Charge to HRA / Capital	Transfer to / (from) earmarked reserves	Net Expenditure
	£'000	£'000	£'000	£'000	£'000	£'000	£'000	£'000	£'000	£'000
Digital Transformation and Improvement	129	-	6	-	-	-	-	(135)	-	-
	129	-	6	-	-	-	-	(135)	-	-

ICT	Employee Costs	Premises Costs	Supplies & Services	Major Contracts	Third Party Payments	Transport Costs	Income	Charge to HRA / Capital	Transfer to / (from) earmarked reserves	Net Expenditure
	£'000	£'000	£'000	£'000	£'000	£'000	£'000	£'000	£'000	£'000
ICT	229	-	366	273	-	-	-	(867)	-	-
	229	-	366	273	-	-	-	(867)	-	-

Communications	Employee Costs	Premises Costs	Supplies & Services	Major Contracts	Third Party Payments	Transport Costs	Income	Charge to HRA / Capital	Transfer to / (from) earmarked reserves	Net Expenditure
	£'000	£'000	£'000	£'000	£'000	£'000	£'000	£'000	£'000	£'000
Communications	157	-	18	-	-	0	-	(175)	-	(0)
	157	-	18	-	-	0	-	(175)	-	(0)

TOTAL	1,021	7	443	273	-	0	-	(1,743)	-	(0)
--------------	--------------	----------	------------	------------	----------	----------	----------	----------------	----------	------------

GENERAL FUND BUDGET - Corporate Resources

HR and Organisational Development	Employee Costs	Premises Costs	Supplies & Services	Major Contracts	Third Party Payments	Transport Costs	Income	Charge to HRA / Capital	Transfer to / (from) earmarked reserves	Net Expenditure
	£'000	£'000	£'000	£'000	£'000	£'000	£'000	£'000	£'000	£'000
HR & Organisational Development	400	-	35	-	-	0	-	(409)	(26)	(0)
	400	-	35	-	-	0	-	(409)	(26)	(0)

Finance, Commissioning and Procurement	Employee Costs	Premises Costs	Supplies & Services	Major Contracts	Third Party Payments	Transport Costs	Income	Charge to HRA / Capital	Transfer to / (from) earmarked reserves	Net Expenditure
	£'000	£'000	£'000	£'000	£'000	£'000	£'000	£'000	£'000	£'000
Financial Resources	457	-	34	-	-	1	(414)	(492)	-	(414)
Treasury Management	-	-	22	-	-	-	-	31	-	53
Bank Charges	-	-	77	-	-	-	-	1	-	79
External Audit	-	-	80	-	-	-	-	2	-	82
Insurance Premiums	91	107	6	-	-	18	-	(222)	-	0
Pay Inflation, Increment Costs and Vacancy	(414)	-	-	-	-	-	-	-	-	(414)
Management Savings	-	-	-	-	-	-	-	-	-	-
Rent Allowances	0	-	-	-	7,583	-	(7,651)	57	-	(11)
Rent Rebates to HRA Dwellings	-	-	-	-	6,213	-	(6,288)	17	-	(59)
Council Tax Rebates	-	-	-	-	-	-	-	56	-	56
Council Tax Collection	-	-	2	-	-	-	(183)	101	-	(80)
NDR Collection	-	-	-	-	-	-	(138)	30	-	(108)
Shared Revenues Partnership	-	-	-	1,033	-	-	-	-	-	1,033
Contingencies/Savings Adjustments	(90)	-	-	-	-	-	-	-	-	(90)
Unapportionable Central Overheads	381	126	-	-	-	-	-	12	-	520
Commissioning and Procurement	100	-	-	-	-	0	-	(100)	-	-
Central Stationery and Equipment	-	-	4	-	-	-	-	(4)	-	-
Payment of grants to Town & Parish Councils - funded from LCTS grant	-	-	39	-	-	-	-	-	(39)	(0)
	526	234	263	1,033	13,795	19	(14,673)	(510)	(39)	648

Senior Leadership Team	Employee Costs	Premises Costs	Supplies & Services	Major Contracts	Third Party Payments	Transport Costs	Income	Charge to HRA / Capital	Transfer to / (from) earmarked reserves	Net Expenditure
	£'000	£'000	£'000	£'000	£'000	£'000	£'000	£'000	£'000	£'000
Senior Leadership Team	569	-	68	-	-	1	-	(617)	(21)	-
Corporate Management	35	-	-	-	-	-	-	352	-	388
	604	-	68	-	-	1	-	(265)	(21)	388

TOTAL	1,530	234	366	1,033	13,795	20	(14,673)	(1,184)	(85)	1,036
--------------	--------------	------------	------------	--------------	---------------	-----------	-----------------	----------------	-------------	--------------

GENERAL FUND BUDGET - Law and Governance

Electoral Services and Land Charges	Employee Costs	Premises Costs	Supplies & Services	Transport Costs	Major Contracts	Third Party Payments	Income	Charge to HRA / Capital	Transfer to / (from) earmarked reserves	Net Expenditure
	£'000	£'000	£'000	£'000	£'000	£'000	£'000	£'000	£'000	£'000
Electoral Registration	63	-	46	-	-	-	(2)	14	-	120
Elections	16	-	25	-	-	-	(25)	60	20	97
Land Charges	110	-	21	-	-	-	(194)	11	5	(47)
	189	-	92	-	-	-	(221)	84	25	170

Governance and Civic Office	Employee Costs	Premises Costs	Supplies & Services	Transport Costs	Major Contracts	Third Party Payments	Income	Charge to HRA / Capital	Transfer to / (from) earmarked reserves	Net Expenditure
	£'000	£'000	£'000	£'000	£'000	£'000	£'000	£'000	£'000	£'000
Governance	276	-	5	-	-	0	(0)	(281)	-	-
Cost of Democracy	(153)	-	279	-	-	3	(2)	265	-	392
Central Postal Services	13	-	30	-	-	-	-	(43)	-	-
Central Printing	-	-	10	-	-	-	-	(10)	-	-
	136	-	324	-	-	3	(2)	(69)	-	392

Internal Audit	Employee Costs	Premises Costs	Supplies & Services	Major Contracts	Third Party Payments	Transport Costs	Income	Charge to HRA / Capital	Transfer to / (from) earmarked reserves	Net Expenditure
	£'000	£'000	£'000	£'000	£'000	£'000	£'000	£'000	£'000	£'000
Internal Audit	78	-	29	-	-	0	(3)	(103)	-	0
	78	-	29	-	-	0	(3)	(103)	-	0

Shared Legal Services	Employee Costs	Premises Costs	Supplies & Services	Major Contracts	Third Party Payments	Transport Costs	Income	Charge to HRA / Capital	Transfer to / (from) earmarked reserves	Net Expenditure
	£'000	£'000	£'000	£'000	£'000	£'000	£'000	£'000	£'000	£'000
Shared Legal Services	203	-	262	-	-	-	(102)	(362)	-	-
	203	-	262	-	-	-	(102)	(362)	-	-

TOTAL	606	-	707	-	-	3	(329)	(450)	25	562
--------------	------------	----------	------------	----------	----------	----------	--------------	--------------	-----------	------------



GENERAL FUND BUDGET - Assets and Investments

Strategic Property	Employee Costs	Premises Costs	Supplies & Services	Major Contracts	Third Party Payments	Transport Costs	Income	Charge to HRA / Capital	Transfer to / (from) earmarked reserves	Net Expenditure
	£'000	£'000	£'000	£'000	£'000	£'000	£'000	£'000	£'000	£'000
Asset Management	10	-	0	-	-	-	-	37	-	47
Creeting Rd Depot	-	48	7	-	-	-	-	(55)	-	-
Industrial Estates	-	0	-	1	-	-	(67)	0	-	(65)
Belle Vue House	-	27	-	-	-	-	-	3	-	30
Wenham Depot	-	7	1	-	-	-	-	(8)	-	(0)
Chilton Depot	-	26	1	0	-	-	(1)	(26)	-	-
Calais St Depot	-	2	-	-	-	-	-	(2)	-	-
PV Panels	-	159	10	66	-	-	(379)	4	-	(139)
Community Safety-CCTV	-	1	29	-	-	-	-	1	-	30
Assets & Development	152	2	11	-	-	0	-	67	-	231
Navigation House	-	13	5	-	-	-	(16)	1	-	3
Borehamgate Shopping Centre	-	30	26	-	-	-	(200)	1	-	(144)
Endeavour House (Headquarters)	-	52	194	-	-	-	-	(245)	-	-
South Suffolk Business Centre	-	-	-	-	-	-	(19)	-	-	(19)
Hadleigh Touchdown Point	-	3	4	-	-	-	-	(8)	-	-
Streetlights	-	2	-	-	-	-	-	-	-	2
	161	372	287	67	-	0	(682)	(230)	-	(24)

The Council's Companies	Employee Costs	Premises Costs	Supplies & Services	Major Contracts	Third Party Payments	Transport Costs	Income	Charge to HRA / Capital	Transfer to / (from) earmarked reserves	Net Expenditure
	£'000	£'000	£'000	£'000	£'000	£'000	£'000	£'000	£'000	£'000
BMS Invest	106	-	15	-	-	-	(34)	-	-	87
	106	-	15	-	-	-	(34)	-	-	87

TOTAL	Employee Costs	Premises Costs	Supplies & Services	Major Contracts	Third Party Payments	Transport Costs	Income	Charge to HRA / Capital	Transfer to / (from) earmarked reserves	Net Expenditure
	£'000	£'000	£'000	£'000	£'000	£'000	£'000	£'000	£'000	£'000
	268	372	301	67	-	0	(715)	(230)	-	63



HOUSING REVENUE ACCOUNT 2021/22

	2021/22
	£'000
Income	
Dwelling Rents	(16,492)
Service Charges	(584)
Non-Dwelling Income	(183)
Other Income	(11)
Interest Received	(10)
Gross Income	(17,281)

	2021/22
	£'000
Expenditure	
Housing Management	2,959
Building Services	3,564
Depreciation	4,280
Interest payable	3,161
Debt Repayment	150
Revenue Contribution to Capital	2,901
Bad Debt Provision	139
Gross Expenditure	17,154

(Surplus)/Deficit for the Year	(127)
---------------------------------------	--------------



BABERGH CAPITAL PROGRAMME 2021/22 to 2024/25	2020/21 Anticipated Carry Forwards (A) £'000	2021/22 Budget for Approval (B) £'000	2021/22 Total Spend Required (A + B) £'000	2022/23 Forecast £'000	2023/24 Forecast £'000	2024/25 Forecast £'000	Total Spend Required 2021/22 - 2024/25 £'000
---	---	---	--	----------------------------------	----------------------------------	----------------------------------	--

Housing							
Mandatory Disabled Facilities Grant	1,225	760	1,984	409	409	409	3,212
Renovation/Home Repair Grants		100	100	100	100	100	400
Empty Homes Grant	149	100	249	100	100	100	549
Grants for Affordable Housing	400		400				400
Total Housing	1,774	960	2,733	609	609	609	4,561

Environment and Projects							
Replacement Refuse Freighters - Joint Scheme				2,060		231	2,291
Bins		65	65	75	75	75	290
Hydrotreated Vegetable Oil (HVO) Fuel Storage Tanks		50	50				50
Vehicle and Plant Renewals		715	715				715
Planned Maintenance / Enhancements-Car Parks	82	55	137	7	45	5	194
Total Environment and Projects	82	885	967	2,142	120	311	3,540

Sustainable Communities							
Play equipment		129	129	50	50	50	279
Community Development Grants		117	117	117	117	117	468
Total Sustainable Communities		246	246	167	167	167	747

Leisure Contracts							
Kingfisher Leisure Centre Improvements		100	100	100	100	100	400
Hadleigh Pool Improvements		50	50	50	50	50	200
Kingfisher Leisure Centre Refurbishment	625		625				625
Hadleigh Pool Refurbishment	576		576				576
Solar Car Ports		600	600				600
Total Leisure Contracts	1,202	750	1,952	150	150	150	2,402

Assets and Investments							
Planned Maintenance / Enhancements - Corporate Buildings	36	30	66	30	30	30	156
Leases on Property (under new IFRS16)				439			439
Borehamgate		64	64	64	64	64	256
Strategic Investment Fund	3,000		3,000				3,000
Regeneration Fund	6,321		6,321				6,321
Regeneration Fund - HQ Sites		2,979	2,979				2,979
Total Assets and Investments	9,357	3,073	12,430	533	94	94	13,151

Customers, Digital Transformation and Improvement							
ICT - Hardware / Software costs	248	250	498	250	250	250	1,248
Total Customers, Digital Transformation and Improvement	248	250	498	250	250	250	1,248

TOTAL General Fund Capital Spend	12,662	6,163	18,826	3,801	1,390	1,581	25,598
---	---------------	--------------	---------------	--------------	--------------	--------------	---------------

BABERGH CAPITAL PROGRAMME 2021/22 to 2024/25	2020/21 Anticipated Carry Forwards (A) £'000	2021/22 Budget for Approval (B) £'000	2021/22 Total Spend Required (A + B) £'000	2022/23 Forecast £'000	2023/24 Forecast £'000	2024/25 Forecast £'000	Total Spend Required 2021/22 - 2024/25 £'000
---	---	---	--	----------------------------------	----------------------------------	----------------------------------	--

General Fund Financing							
External Grants and contributions s106	1,225	1,060	2,284	409	409	409	3,512
Borrowing	11,438	4,975	16,412	3,392	981	1,172	21,957
Total General Fund Capital Financing	12,662	6,113	18,776	3,851	1,390	1,581	25,598



BABERGH CAPITAL PROGRAMME 2021/22 to 2024/25	2020/21 Indicative Carry Forwards (A) £'000	2021/22 Budget for approval (B) £'000	2021/22 Total Spend Required (A + B) £'000	2022/23 Forecast £'000	2023/24 Forecast £'000	2024/25 Forecast £'000	Total Spend Required 2021/22 - 2024/25 £'000
---	--	--	--	------------------------------	------------------------------	------------------------------	--


Planned Maintenance & Response							
Planned maintenance	1,976	3,351	5,327	4,724	4,792	4,771	19,613
Replacement Vehicles (IFRS 16 leases)				156			156
ICT Projects	195	200	395	200	200	200	995
Environmental Improvements	748	500	1,248	500	500	500	2,748
Disabled Facilities Work	66	200	266	200	200	200	866
Horticulture and play equipment	0	30	30	30	30	30	120
Total Planned Maintenance & Response	2,986	4,281	7,267	5,809	5,721	5,701	24,499

New build programme inc acquisitions	7,822	7,473	15,295	6,054	688	2,001	24,038
--------------------------------------	-------	-------	--------	-------	-----	-------	--------

TOTAL HRA Capital Spend	10,808	11,755	22,563	11,863	6,409	7,701	48,537
--------------------------------	---------------	---------------	---------------	---------------	--------------	--------------	---------------

BABERGH CAPITAL PROGRAMME 2021/22 to 2024/25	2020/21 Indicative Carry Forwards (A) £'000	2021/22 Budget for approval (B) £'000	2021/22 Total Spend Required (A + B) £'000	2022/23 Forecast £'000	2023/24 Forecast £'000	2024/25 Forecast £'000	Total Spend Required 2021/22 - 2024/25 £'000
---	--	--	--	------------------------------	------------------------------	------------------------------	--

HRA Financing							
External Grants and contributions s106		59	59	280			339
Capital Receipts(from SO Sales)		1,521	1,521	1,052	375		375
Other Capital Receipts		381	381	471	471	471	2,573
New build 1-4-1 capital receipts		2,982	2,982	1,438	0	600	1,794
Major Repairs Reserve	2,986	1,294	4,280	4,484	4,614	4,746	5,020
Borrowing				2,738	737	1,884	18,125
Revenue Contributions		2,901	2,901		212		5,359
Strategic Priorities Reserve	7,822	2,617	10,439	1,400			3,113
Total HRA Capital Financing	10,808	11,755	22,563	11,863	6,409	7,701	48,537



RESERVES

GENERAL FUND

Estimated Balance 31 Mar 2021 £'000	Between Reserves £'000	2021/22 Transfer to reserves £'000	Use of reserves £'000	Estimated Balance 31 Mar 2022 £'000
---	---------------------------	--	--------------------------	---

Contingency Reserves

General Fund Working Balance / Reserve

(1,200)	-	-	-	(1,200)
---------	---	---	---	---------

Transformation Fund

(874)	-	(2,321)	2,421	(775)
-------	---	---------	-------	-------

Business Rates Retention Pilot

(901)	-	-	81	(820)
-------	---	---	----	-------

Business Rates and Council Tax Collection Fund

(5,523)	-	(77)	4,541	(1,059)
---------	---	------	-------	---------

Climate Change and Biodiversity

-	-	(143)	-	(143)
---	---	-------	---	-------

Government Grants

(165)	-	(5)	-	(170)
-------	---	-----	---	-------

Commuted Maintenance Payments

(854)	-	-	-	(854)
-------	---	---	---	-------

COVID19

(280)	-	(414)	-	(694)
-------	---	-------	---	-------

Elections Fund

(40)	-	(20)	-	(60)
------	---	------	---	------

Elections Equipment

(35)	-	-	-	(35)
------	---	---	---	------

Homelessness

(185)	-	(60)	35	(209)
-------	---	------	----	-------

Temporary Accommodation

(65)	-	-	14	(50)
------	---	---	----	------

Planning (Legal)

(205)	-	-	-	(205)
-------	---	---	---	-------

Neighbourhood Planning Grants

(97)	-	(68)	23	(142)
------	---	------	----	-------

Community Housing Fund

(168)	-	-	26	(142)
-------	---	---	----	-------

Strategic Planning

(15)	-	-	-	(15)
------	---	---	---	------

Joint Local Plan

(46)	-	-	-	(46)
------	---	---	---	------

Planning Enforcement

(73)	-	-	-	(73)
------	---	---	---	------

Well-being

(274)	-	-	56	(217)
-------	---	---	----	-------

Sub total

(9,799)	0	(3,109)	7,197	(5,710)
---------	---	---------	-------	---------

Community Infrastructure Levy (CIL)

(6,378)	-	-	-	(6,378)
---------	---	---	---	---------

TOTAL GENERAL FUND RESERVES

(17,377)	-	(3,109)	7,197	(13,288)
----------	---	---------	-------	----------